

# Repair Stations



Securabike has developed a range of bicycle repair and pump stations that are suitable for end-of-journey facilities, bicycle paths or any location where cyclists gather.

They are designed to allow cyclists to position their bicycle conveniently above ground to carry out routine maintenance and repairs.

All Securabike repair stations can be fitted with the optional tool package, tool baskets and Bicycle Repair Station signage.

## Advantages

- Safely secures bicycle during repair
- Encourages regular bicycle maintenance
- Stores bicycle tools, spares and repair kits
- Frees-up work bench space

## Applications

- End-of-journey facilities
- Bicycle retailers
- Home workshops
- Universities and colleges
- Bicycle paths and tracks

Introduction	1
Bicycle Facts	4
Design Guide	6
Installation	12
Consulting	13
Security Classes	14
Product Selection	15
<b>PRODUCT RANGE</b>	
Rails	17
Racks	31
Repair Stations	63
End-of-Journey	68
Cages	84
Lockers	88
Shelters	98
Scooters Racks	107
Other Products	112
Clothes Lockers	116
Signage	122
Standards	128
Packaging	129
Index	130



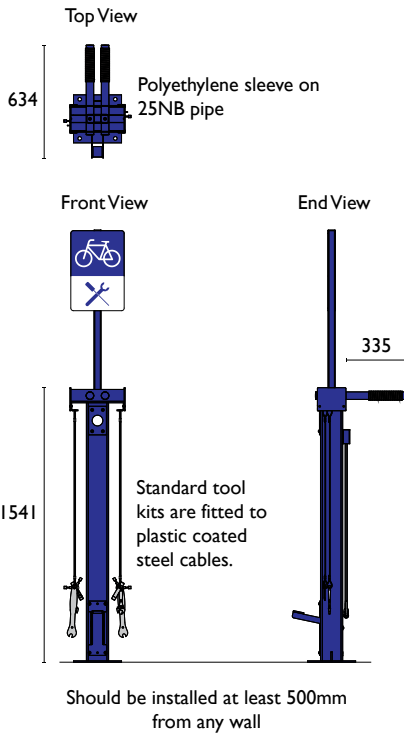
*These products do not fall under the scope of AS2890.3.*

## Repair Stations

1300 780 450

**MOST POPULAR MODEL**

### BBS01



Bike repair signage  
300 x 450

Suitable for both indoor and outdoor locations, it provides a sturdy repair station for servicing and maintenance.

Optional signage:  
"This repair station is under electronic surveillance, vandals will be prosecuted."

Vandal resistant mesh cover to pressure gauge

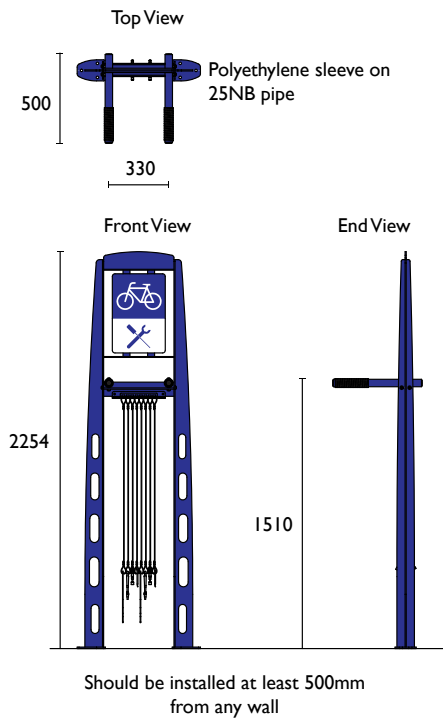
Vandal resistant stainless steel braided hose

Tool kit included

Integrated foot pump with pressure gauge fitted as standard



### BBS02



Developed primarily for use outdoors on bicycle paths or at community facilities such as swimming pools and sports centres

Standard tool kits are fitted to plastic coated steel cables.

Tool kit included



#### Material Specifications (General)

BBS01	125 x 125 x 4mm SHS / Hot dipped galvanised
BBS02	6mm mild steel plate / Hot dipped galvanised
Cable	10mm stainless steel cable

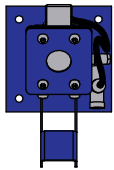
# Repair Stations

Product Range

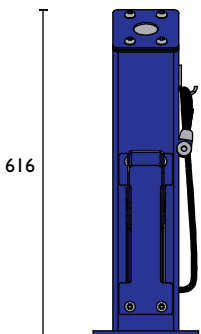
1300 780 450

**BPS01**  
Pumping Station

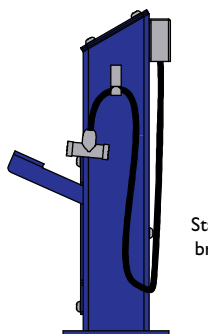
Top View



Front View



End View



Pressure gauge

Foot pedal operation

Stainless steel braided hose



A rugged bicycle pumping station that can be installed in either indoor or outdoor locations

Both Presta and Schrader valves included

When installing bike repair and pump stations care should be taken to minimise potential vandalism and tampering with the equipment. Units should be installed in well lit and popular locations, use of electronic surveillance such as CCTV is strongly recommended.



**Material Specifications (General)**

BPS01 125 x 125 x 4mm SHS / Hot dipped galvanised

## Repair Stations

1300 780 450

### BRST01

#### Tool Kit

These are the tools normally provided and fitted to bike repair stations BBR501 and BBR502, they are also available as replacement tool kits.



Notes: Each tool is secured using a blue plastic-coated steel cable and crimped with an aluminium ferrule. Spare tool kits are supplied with the tool pre-attached to the security cable and crimped at both ends. Tools can be purchased separately or as a set (BBRST01). Spare tools are available in full sets to replace vandalised or stolen tools.

Optional high security and vandal resistant tool sets available using 5mm galvanised chain.

### BRPA02

#### Foot Pump Assembly



Industrial grade foot pump supported by a frame. It is located within the main structure to protect it from vandalism.

### BRPG03

#### Pressure Gauge Assembly



Oil filled pressure gauge with steel plate frame and impact-resistant polycarbonate screen.

### BRHP

#### Hose Pump Assembly



Stainless steel braided hose, fitted with Presta and Schrader valves

### BRVA

#### Dual Valve Only





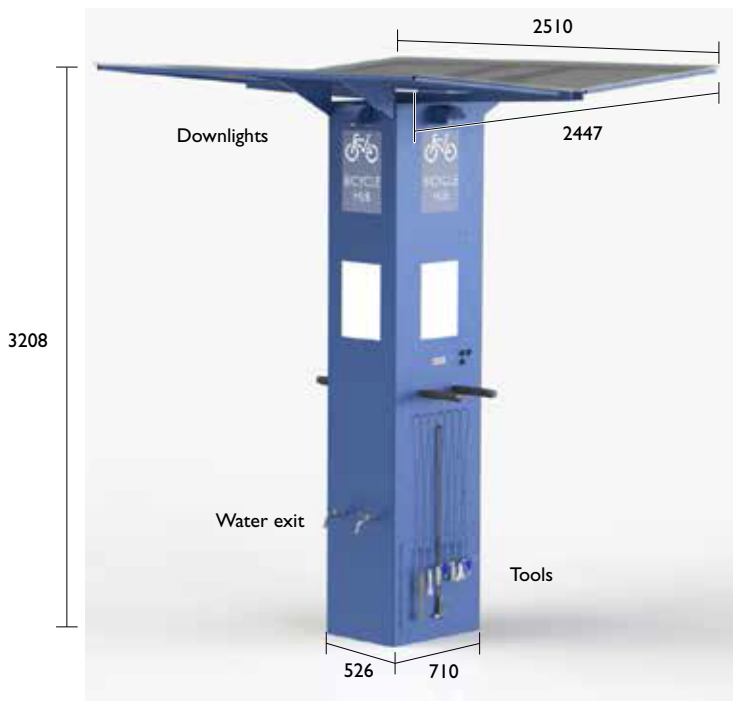
**BRHS01**  
Bicycle Hub

The Bicycle Hub is the latest in community cycling support. Securabike has taken the bicycle repair station and added a number of common cycling requirements to create a go to point for local cyclists to pump tyres, grab a spare tube, fill up a water bottle, look at a map or make some minor adjustments to a bicycle. It is a comprehensive support point for cyclists any time of the day or night as lighting is included.

Being nice and high it is a great visual advertisement for cyclists to use.

**Standard features:**

- 2 x repair stations
- 2 x air pumps
- 2 x fresh water taps
- 1 x USB mobile phone charger
- 4 x static maps or video screen area.
- 1 x remote power outlets
- 4 x down lights
- Automatic sensor lighting
- Low wattage LED lights
- 4 x backlit signs
- Rain shelter with frosted glazed roof



Rear view

**OPTIONS**

- Solar panels are fitted to supply power to an automatic foot pump and LED lighting.
- Larger roof for more rain protection.
- Emergency phone.
- Larger screens or maps.
- Motion sensors for lighting.

**Material Specifications (General)**

Internal galvanised steel frame. Outer plastic casing. Polycarbonate roof.