

Bicycle Parking Products | End-of-Journey Facilities

Handbook Edition IX 2019



Bicycle Parking & Security
HANDBOOK

SecuraBike

BY LEDA

LEDA is the name behind SecuraBike. Australia's largest manufacturer of bicycle parking and end-of-journey facilities.



With continuous innovation and a comprehensive range, Securabike remains Australia's market leader. Leda commenced operations in 1994 and has its main manufacturing plant located at Tuggerah NSW, about 90 kilometres

north of Sydney. In early 2012 Leda opened its own factory and offices in Ningbo China to service sales there as well meeting demands in the Asian, European, North and South American markets.

MANUFACTURED DURABLE AND LOW MAINTENANCE



COST EFFICIENT END-TO-END PROCESS FOR CUSTOMERS



CONTEMPORARY STYLING HIGH VANDAL RESISTANCE



EXTENSIVE TECHNICAL RESOURCES AND ADVICE



BIKE PARKING AND FACILITY INSTALLATION EXPERTISE



DESIGN FOR INNOVATION

Leda's has a dedicated design team continually working to develop products and solutions; from single aesthetically attractive bicycle rails and racks to complete end-of-journey facilities suitable for hundreds of cyclists.

WE INSTALL

Leda arranges installation of many selected products to ensure they are located and installed correctly.

CONSULTING SERVICES

Leda assists the construction industry as well as state and local governments with a range of consulting services. (See details on p12.)

QUALITY IS SERVICE

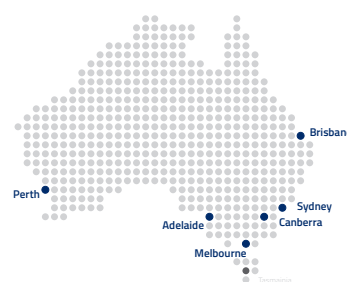
Leda works continually to improve the effectiveness and efficiency of all its products. When selecting or specifying from within this handbook, it is advisable to consult directly with Leda to ensure specifications have not been altered. Leda can also advise on the suitability of your Securabike selection for the proposed application.

BUILT TO PERFORM

All Leda products carry a full comprehensive 12 month warranty. Optional warranty extensions and programmed maintenance contracts are also available.

ACROSS AUSTRALIA

Sales and branch offices are located in Sydney, Melbourne, Brisbane, Adelaide and Perth, with distributors throughout Australia and New Zealand. Experienced sales staff will assist in ensuring you select the appropriate product and its suitability for your application.



ledasecurity.com.au



Bicycle Parking & Security Handbook, Edition IX

Copyright © Leda Security Products Pty Ltd 2019. All rights reserved. No part of this work may be produced or utilised in any form or by any means, electronic or mechanical,

including photocopying, recording or in any information storage or retrieval system, without the prior written permission of Leda Security Products Pty Ltd.

The Securabike Advantage



Materials

Most Securabike bicycle parking products are available in either galvanised mild steel or stainless steel. Securabike utilises their own robotic cutting, welding and powder coating equipment to ensure a consistent, high quality finish to all of our products.

Stainless steel provides an attractive, durable, low maintenance and corrosive-resistant product. Securabike stainless steel products are normally supplied in Grade 304 although Grade 316* is available on request. Linished or electropolished finishes are available.

Securabike has developed a comprehensive 'care and maintenance' instruction booklet for all their stainless steel products. It is available free upon request, or can be downloaded from the Securabike website.

** Grade 316 stainless steel with electropolished finish, while more expensive, is highly recommended for installations within 2 kilometres of the coast to minimise the likelihood of tea-staining contamination on stainless steel finishes.*



Design Assistance

A free architectural service is available to assist in designing the most practical use of areas allocated for bicycle parking and end-of-journey facilities.

Securabike's experienced design staff can prepare layout drawings that will best utilise the space available and at the same time be the most effective economic solution.




Service and Maintenance

Every Securabike client is guaranteed of unrivalled service, advice and technical support.

In-house service technicians available to provide the ongoing back-up and maintenance required.

Securabike also has a selection of preventative maintenance programs that can be tailored to your product.



Strategic Alliances


As part of Securabike's overall strategy to assist the bicycle industry, the company has entered into strategic alliances with various cycling associations.

Securabike also has its own social cycling team and is well aware of the industry's need for safe, secure bicycle parking and end-of-journey amenities for all types of bicycle users.



The Securabike team endeavours to be involved in all facets of the industry by assisting with the necessary regulatory and technical specification changes needed to increase cycling as a means of transport and recreation throughout the Australia.


The company further supports the bicycle industry through participation and exhibiting at major industry conferences such as the biannual *Velocity* and *Asia Pacific Bicycle Congresses*.



Specifications Updates

Product specifications displayed in this handbook are accurate at time of printing. Improvements and additions are continually being made to the product range. Check with your nearest Securabike Sales office that the designs and specifications displayed are still current. You can also visit us at our website for more information.

Contents



INTRODUCTION |

Materials and Design |

Service and Maintenance |

FACTS & STATS 4

DESIGN GUIDE 6

Design Considerations 6

Product Selection 7

Area Requirements for Bicycle Parking 8

Converting Existing Car Spaces 10

Securabike Consulting Services 12

Securabike Installation Services 13

Security Classes explained 14

PRODUCT RANGE 15

Rails 15

Racks 23

Repair Stations 46

End-of-Journey Facilities 50

Cages 64

Lockers 68

Shelters 74

Racks for Scooters 78

Other Products 80

AS2890.3 Overview 82

APPENDIX 84

Bicycle Parking Guidelines 84

Packaging 85

Index 86



FACTS & STATS



More people are riding bicycles

In Australia there are over 5 million bicycles being used by a growing cross-section of people either as a means of transportation or for recreation.

It is estimated that 5% of all trips are made by bicycles and 20% of Australians regularly use a bicycle – at least once a fortnight.

In 2018 over 1.1 million new bicycles were sold – indicating more Australians prefer cycling to travel locally and stay active.

Cycling for transport and recreation

Cycling is a clean and efficient mode of transport which is well suited for trips less than 5 kilometres, particularly in inner urban areas where roads are congested and parking spaces are at a premium.

Cycling also plays an important part in recreation within the community and is an excellent family activity for people of all ages. Estimates show that bicycle use in some cities is growing by more than 10% per annum, resulting in both state and local governments funding construction of thousands of kilometres of dedicated cycleways and shared paths.



Secure parking facilities essential

Unfortunately with this upsurge of bicycle use there is an increase in bicycle theft and therefore a need for professionally designed, secure parking facilities.

Leda, with its proven background in mechanical and physical security products, has developed the Securabike range of rails and racks, lockers, cages and shelters that not only carry the Securabike style and appeal but are designed with security in mind.





The Securabike range

The Securabike range of bicycle parking products and end-of-journey facilities has been developed over many years after consultation with various bicycle authorities, state and local governments as well as bicycle users. It provides for both temporary and permanent parking alternatives and includes individual or multiple storage rails, racks, lockers and cages for all security class levels.

Bicycle User groups

There are 5 basic user groups:

- Primary school children
- Secondary and tertiary students
- Recreational cyclists
- Commuter cyclists (work, shopping)
- Sports cyclists in training

Short and long term parking

There are 4 broad categories:

- Short term parking for visitors to shopping centres, offices and recreational facilities
- All day parking for employees and students
- All day parking at public transport locations (train stations, bus interchanges)
- All night parking for residents.

Applications

- Schools, colleges, universities
- Apartment buildings and residential complexes
- Shopping centres and malls
- Office buildings and industrial sites
- Bus and train interchanges
- Park and ride stations
- Local community facilities
 - Community centres
 - Libraries
 - Aquatic centres
 - Health centres
 - Bicycle trails
 - Parks
 - Recreational areas
- Major public facilities
 - Entertainment areas
 - Hospitals
 - Museums
 - Zoos
 - Stadiums
 - Theme parks
 - Parks



Introduction	1
Bicycle Facts	4
Design Guide	6
Product Selection	7
Consulting	12
Installation	13
Security Classes	14

PRODUCT RANGE	
Rails	15
Racks	23
Repair Stations	46
End-of-Journey	50
Cages	64
Lockers	68
Shelters	74
Scooters Racks	78
Other Products	80
AS2890.3 Overview	82
Packaging	85
Index	86

Cycleways for both recreational and commuter cyclists.

Design Considerations

End-of-Journey Facilities

Local governments, employers and property owners need to be aware of the growing social responsibility to provide cyclists with not only dedicated secure bicycle parking, but adequate end-of-journey facilities, which include:

- Change room provision
- Showers
- Toilets
- Wash basins
- Clothes lockers



In designing bicycle parking end-of-journey facilities there are two key requirements:

- Convenience and user-friendliness
- High level of security

Bicycle Parking

With new and improved bicycle paths and cycle routes, more and more people are taking the opportunity to use their bicycles to cycle to their offices and other workplaces.

Installing secure bicycle parking facilities for either short or long term encourages greater use of bicycles – particularly around urban centres where road space and car parking facilities are at a premium.



Ideally, end-of-journey facilities should include change rooms, showers and clothes lockers.

Access to buildings and other locations

Bicycle parking facilities should be located as close as possible to other pedestrian access points to encourage cyclists to use the facilities.



Easily accessible, well lit and clear of pedestrian flow

It is also important to consider:

Positioning

Parking should be located close to, or within, a cyclist's destination so that a bicycle may be ridden to a point that is typically within 30 metres of the facility.

Visibility

Be clearly visible for both access and security.

Lighting

If the facility is being used after dark, the area should be well lit and in accordance with AS/NZS 1158.3.1

Safety

Located clear of pedestrian traffic and a safe distance from vehicular traffic.

Weather

On sealed, well-drained pavement, preferably under cover.

Signage

Usage identification and location signs assist cyclists safely navigate cycleways and roads, and also direct them to secure bicycle parking facilities on reaching their destination.

Change Facilities & Showers

Where possible, change facilities and showers should be provided, particularly at workplaces, to encourage cyclists to ride their bikes. Bicycle parking areas should also be attractively painted or landscaped and well lit.

1 MAKE USE OF THE GUIDELINES



Hitching Rails

Follow recommended Bicycle Parking Provisions

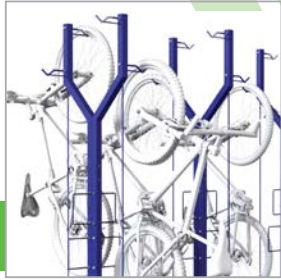
With all levels of government promoting cycling as an alternative transport mode, guidelines have been issued outlining recommended bicycle parking provision rates for various residential, commercial and public buildings.

Securabike suggests you check with the various government-recommended or mandatory requirements for bicycle parking provisions. In certain applications it may also be advisable to consider installing CCTV to monitor security.

2 CONSULT PROFESSIONALS

Get free design and security advice

Too often we encounter cases where a single style of parking facility has been installed when two or three styles offering different security levels would have better catered for the needs of a greater number of cyclists. Installing inadequate or poorly designed bicycle parking often leads to cyclists' frustration and the facilities being under-utilised or not used at all.



Horizontal & Vertical Racks

3 CHOOSE RIGHT

Securabike's range of bicycle parking products is the most comprehensive available in Australia.

Once you have considered Securabike's advice on the provision for bicycle parking, as well as the guidelines for designing end-of-journey facilities, the task of product selection should now be a lot easier.



Lockers, Shelters & End-of-Journey Facilities



Dual Height Racks



Space Saver Racks & Repair Stations



Design Considerations


Area Requirements for Parking and Manoeuvring Bicycles

While there are many types of bicycles the standard dimension sizes stipulated by Australian Standard AS2890.3 that we need to design for is:

- length - 1800mm
- width - 500mm
- height - 1200mm

It should be noted that certain types of bicycles may exceed or be less (eg folding bicycle) than the standard dimensions and special provision may need to be included in designs where needed.

The revised AS2890.3 standard has introduced a bicycle envelope to minimise clashes between bicycles and to improve the functionality of BPD's (bicycle parking devices).



Vertical parking

Bicycle storage or parking can be either horizontal or vertical. In the majority of installations the bicycle will be stored or parked horizontally which, for the cyclist, is physically less demanding than the vertical option.

A new requirement of AS2890.3 introduced in the 2015 revision of the standard is that a minimum of 20% of all bike parking must be horizontal style parking in any bike parking

facility.

With installations catering for large numbers of bicycles, a combination of both horizontal and vertical parking devices should be used to provide the most economical utilisation of space and maximising the number of bicycles that can be accommodated.

Securabike has pioneered innovative methods to achieve optimum use of available space by staggering the height position of bicycles either in horizontal racks or vertical hanging rails.

The spacing details on the following page are Securabike recommendations based on the Company's extensive experience in installing



Horizontal parking

thousands of bicycle parking facilities.

Where possible, bicycle parking facilities should be designed with enough aisle space to make it easy for cyclists to use. Aisle widths should have a minimum of 1500mm except for multi-tiered racks where 2000mm is required. (See details on p82.)

(You also need to ensure you are complying with any local or central regulations).

Area Requirements for Parking and Manoeuvring Bicycles

The tables and graphs below are designed to provide a guide as the space requirements for bike parking using either our recommended practice or where AS2890.3 compliance is required.

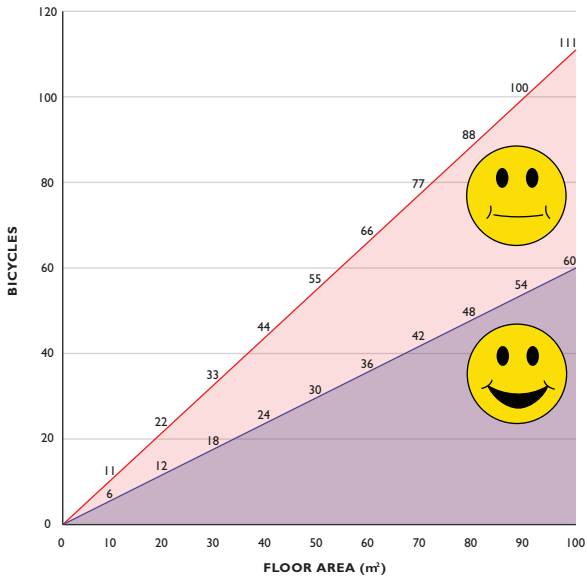
HORIZONTAL BIKE RACKS

	RACK	MANOEUVERING AREA (mm)	SPACINGS (mm)	TOTAL OFF WALL	RACK AND BIKE FOOTPRINT ONLY (m ²)	TOTAL AREA PER BIKE INCL MANOEUVERING (m ²)
SINGLE AISLE ACCESS	RECOMMENDED PRACTICE	1200	300	3.0	0.54	0.90
	AS2890	1500	500	3.3	0.90	1.65
TWO WAY AISLE ACCESS	RECOMMENDED PRACTICE	600	300	2.4	0.54	0.72
	AS2890 (1.5/2)	750	500	2.6	0.90	1.65

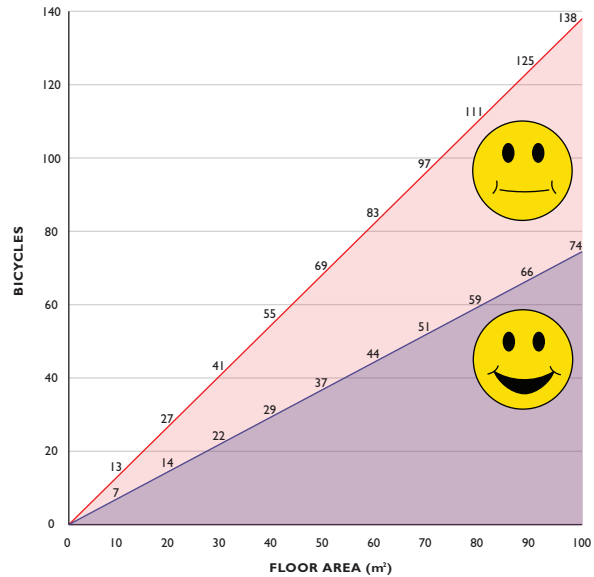
VERTICAL BIKE RACKS

	RACK	MANOEUVERING AREA (mm)	SPACINGS (mm)	TOTAL OFF WALL	RACK AND BIKE FOOTPRINT ONLY (m ²)	TOTAL AREA PER BIKE INCL MANOEUVERING (m ²)
SINGLE AISLE ACCESS	RECOMMENDED PRACTICE	1200	300	2.4	0.36	0.72
	AS2890	1500	500	2.7	0.60	1.35
TWO WAY AISLE ACCESS	RECOMMENDED PRACTICE	600	300	1.8	0.36	0.54
	AS2890 (1.5/2)	750	500	2.0	0.60	1.98

HORIZONTAL BIKE RACKS - ONE WAY ACCESS



VERTICAL BIKE RACKS - ONE WAY ACCESS



Leda recommended practice (using CBR45C bike racks)
 AS2890.3 compliant

Leda recommended practice (using CBR45C bike racks)
 AS2890.3 compliant

Design Considerations

Converting Existing Car Spaces

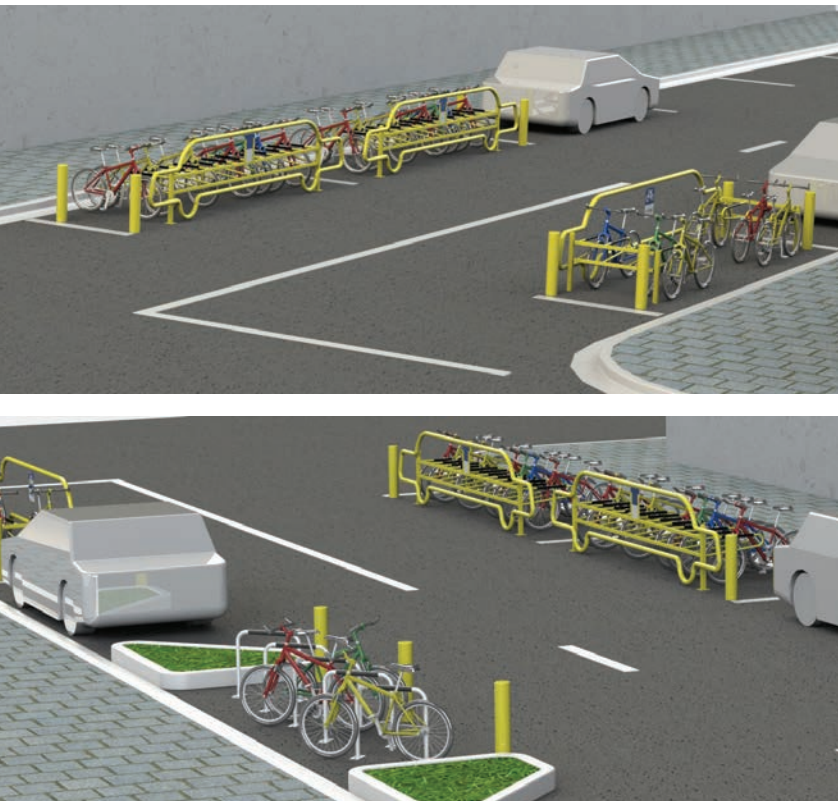
The question is often asked ‘what is the simplest way to increase bike parking?’... The obvious answer is ‘convert car parking spaces’. As a rule of thumb each car space will provide parking for 8-12 cyclists.

It is possible to convert car spaces in either internal car parks or external locations and even street parking by using one or more of Securabike’s array of products.

Street Parking

Bike corrals are becoming increasingly popular method of converting street car spaces to bike parking. It is important however to install physical protection such as bollards or concrete kerbs to prevent motor vehicles encroaching into bicycle parking areas.

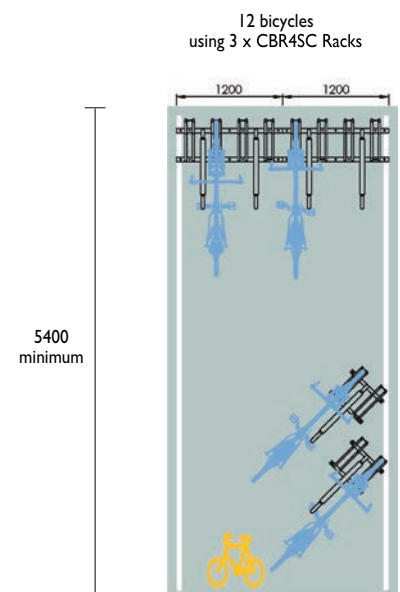
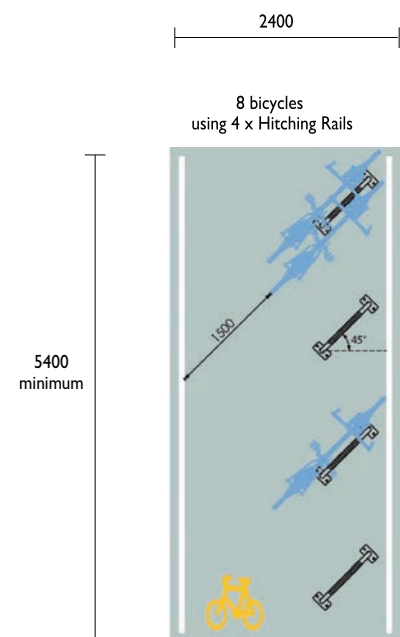
Examples of bike corralls in street locations.



These diagrams should also serve as a guide for making economical use of the existing car spaces to provide additional bicycle parking.

The diagrams, using modules of a standard car space (2.4m x 5.4m) and typical Securabike rails and racks show economical usage of space for both secure parking and accessibility.

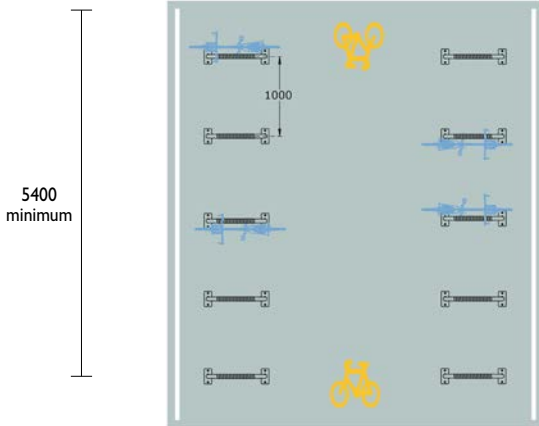
One Car Space Conversion



Two Car Space Conversion

4800

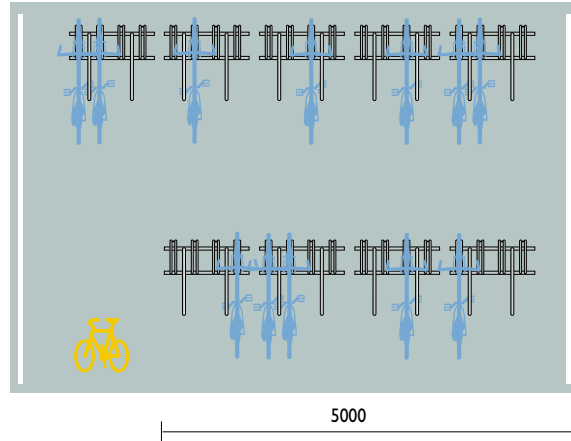
20 bicycles
using 10 x Hitching rails



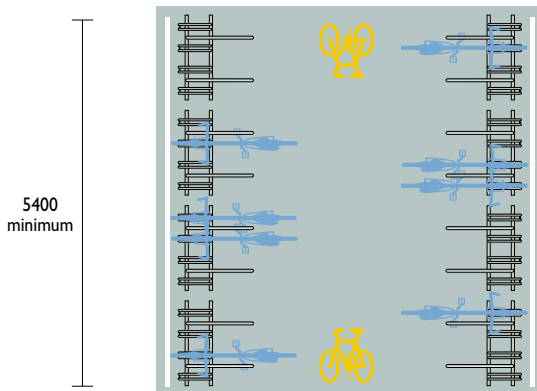
Three Car Space Conversion

7400

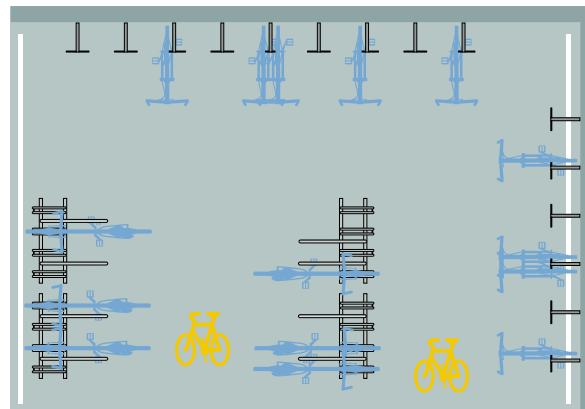
36 Bicycles, using 9 x CBR4SC Racks (Horizontal) or
48 Bicycles, using 24 x CBR2GS (Double height rack)









32 Bicycles
using 8 x CBR4SC Racks (Horizontal)



46 Bicycles
16 bicycles using 4 x CBR4SC Racks (Horizontal)
30 bicycles using 15 x BR542 Wall racks (Vertical)



These layouts are ideal for existing carparks at workplaces and adjacent to shopping centres, retail stores and take-away food outlets.

- 1  = up to 12 
- 2  = up to 32 
- 3  = up to 46 

It is important to ensure the separation of bicycle parking from that of motor vehicles, and to clearly identify the bicycle parking areas by signage and pavement stencils.



Securabike, with over 20 years of industry experience, assists government departments as well as commercial clients with design support.

Experienced Securabike staff can offer advice selecting the appropriate products or simply assist in obtaining the maximum utilisation of available space that can be dedicated for bicycle parking. Securabike can also assist councils developing cycle paths in specifying and installing signage to assist cyclists.

The level of design services is normally determined by the project and can include:

- Site audits
- Surveys
- Reports and recommendations
- Custom made designs.



Architectural Design Service

Leda is assisting architects across Australia with free design support with 'End-of-Journey Facilities' for cyclists.

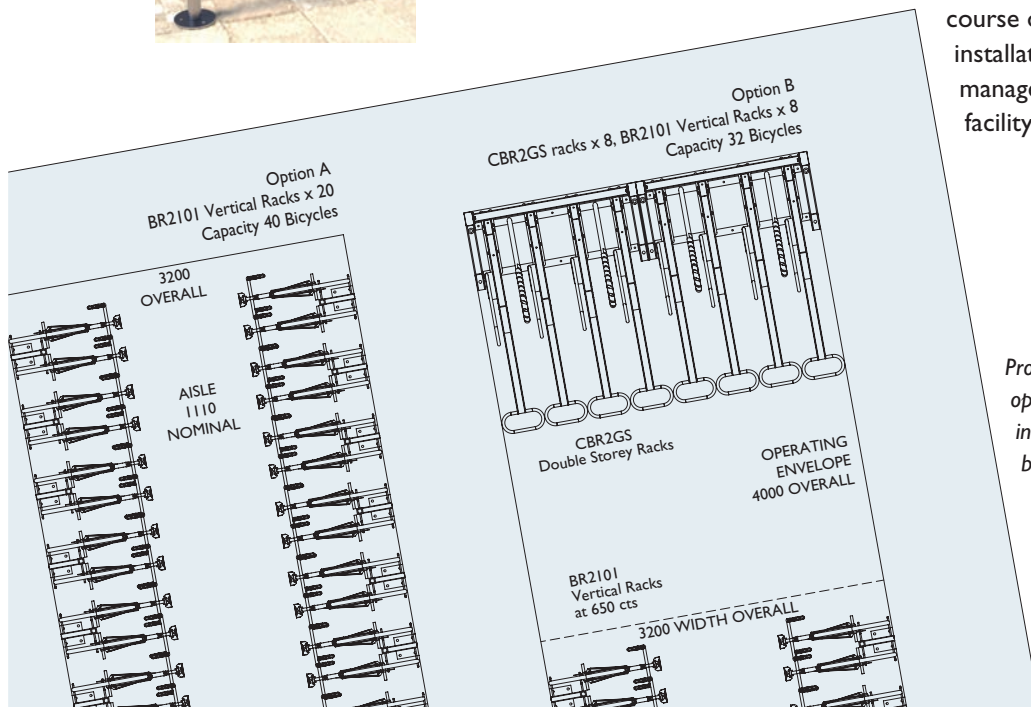
With over 20 years industry experience our design engineers have a wealth of experience to assist architects by providing various options to best utilise the areas allocated for bicycle storage.

In utilising the space reserved for bicycle parking, Leda can assist with providing suitable options relating to:

- Bicycle rack options
- Compound or cage perimeter
- Access control and pedestrian gates
- Ancillary equipment such as "bike repair stations"
- Clothes lockers and storage.

Experience has shown that a combination of horizontal and vertical parking for bikes will achieve the best result.

Leda staff can also provide budgetary costings and of course our experienced installation staff can project manage and install the facility if required.



Proposed options to optimise bicycle storage in a 7000 x 3200 bicycle cage



Securabike’s experienced sales staff are available to provide assistance in selecting the appropriate product, organising and arranging installation or simply assisting with pricing.

Installation

Installation of all Securabike’s bicycle security products is relatively simple. They can be cast-in on fixed insitu models, or bolted to the pavement (with masonry anchors) on all base plate models.

One of the easiest ways of providing additional bicycle parking is converting existing car parking spaces.


> Refer p10-11 for general arrangements.

An installation service is available by Securabike’s trained and experienced installers. As site conditions vary, it may be necessary to inspect the site and provide a quotation for each project. To ensure correct installation, masonry anchors can be provided with all Securabike bicycle parking products.



Service and Maintenance

Securabike’s technicians help repair and maintain lockers with preventative maintenance programs to ensure the continued operation for the convenience of cyclists. The removal of graffiti, rubbish and wildlife is common.



Security Classes




The following guide to security classes as defined by Australian Standards AS2890.3 should be used when assessing bicycle parking and security.

Installing secure bicycle parking facilities for either short or long term encourages greater use of bicycles – particularly around urban centres.



BICYCLE PARKING FACILITY REQUIREMENTS



Security level	Physical requirements	Safety requirements	Typical applications
	<p>Locker an individual locker with a high security locking mechanism.</p>	<p>Facilities are highly visible, publicly accessible and are close to the modal change point. Facilities have good lighting.</p>	<p>Transport hub or similar.</p>
	<p>Cage – a secure structure, protected from the weather, containing bicycle parking devices that allow users to lock the bicycle frame and both wheels. Users provided with security access devices such as keys, codes or swipe cards for communal cages. Users may provide their own locking devices for individual cages. Chain mesh is not suitable. Boom gates are not considered a security layer, and roller doors should default to closed unless in use.) Entrance gates are self-closing and self-locking.</p>	<p>Where available to the general public, or in large workplaces or institutions, some level of direct surveillance may be necessary to ensure that there is no theft among users (e.g. CCTV). Facilities should have good lighting. Facilities should be situated as close to the entrance/exit as practicable, e.g. lift core, workplace entrance, etc</p>	<p>Destination parking – the cyclist works, lives or studies nearby and the facility is generally part of the destination. All day parking where the cyclist continues on to a nearby location, e.g. a workplace, school, university. Resident parking at multi-dwelling developments. Restricted access (nonpublic) compound for schools and factories.</p>
	<p>A bicycle parking space, where the bicycle frame and both wheels can be locked to a bicycle parking device using the owner's own locking device.</p>	<p>Facilities should have good lighting. Facilities should be highly visible. Facilities should be located as close as practicable to the user's destination</p>	<p>Short term parking onstreet or off-street; retail, libraries, gyms, etc</p> <p>NOTE: Not appropriate for long term parking (more than two hours).</p>

NOTE: The level of security does not determine the standard of facility to be provided. Other factors including aesthetics and durability should be reasonable for the location.



BIKE RAILS

Introduction	1
Bicycle Facts	4
Design Guide	6
Product Selection	7
Consulting	12
Installation	13
Security Classes	14
PRODUCT RANGE	
Rails	15
Racks	23
Repair Stations	46
End-of-Journey	50
Cages	64
Lockers	68
Shelters	74
Scooters Racks	78
Other Products	80
AS2890.3 Overview	82
Packaging	85
Index	86

Models

Hitching Rails

A diversity of models and styles designed to aesthetically enhance the location. Manufactured from flat steel or pipe.

Multiple Hitching Rails

Alleviates the need for concrete footings and expensive installations. Multiple hitching rails can also be installed directly onto masonry and paved surfaces avoiding the need to remove and re-lay pavers after installation.

> Refer p22 for further details.

Hanging Rails

Fixed to walls or ceilings in basements, garages and storerooms – or any area where floor space is limited. Also suitable for under stairs or along corridors. Hanging Rails help maximise utilisation of available area set aside for bicycle parking.

Custom Designs

Please contact your nearest sales office for more information.

Bicycle rail advantages

- Extremely versatile method of bicycle parking
- Can be located close to cyclist's destination
- Best suited for short term parking

Applications

- Footpaths
- Recreation centres
- Front entrances
- Retail shopping centres

Materials

Securabike Bicycle Rails are manufactured from high strength mild steel or aesthetically attractive stainless steel. While most models are available in both materials, please check the specification details on the product you are considering.

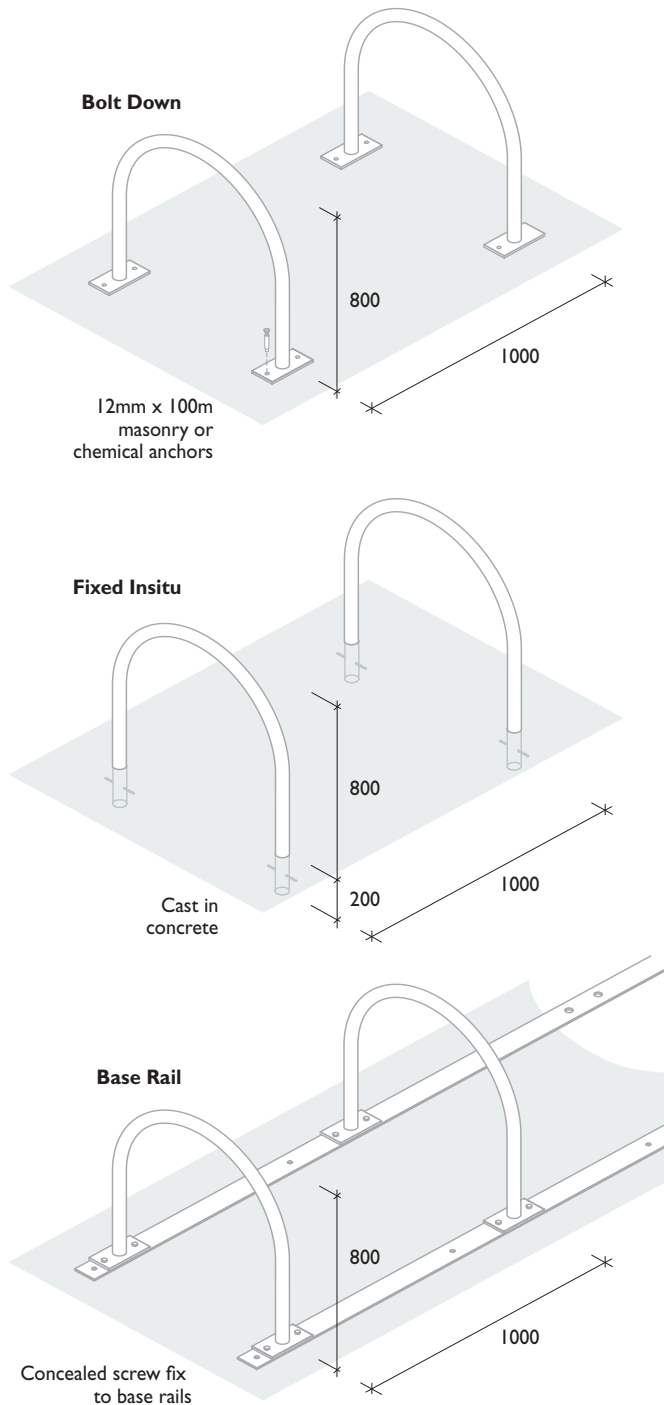
- Available in mild steel or stainless steel
- Mild steel units are available as a standard product in hot dipped galvanised finish. They can be electrostatically powder coated at an additional cost if required.
- Stainless steel units are available as a standard product in lished finish or electropolished at an additional cost.
- Polypropylene plastic sleeve protection is available as an option on a number of models. Protects bicycle paintwork by preventing metal to metal contact.

Bicycle Rails

Most hitching rails are supplied complete with 200mm x 100mm rectangular base plates, allowing for installation by one of 3 methods:

- Bolt down using masonry anchors
- Fixed insitu (cast in)
- Connection to base rails

The main advantage of using the base rail system is that it eliminates the need for concrete footings



and substantially reduces installation costs. It also allows the unit to be relocated with minimum effort and cost. Security is maintained by the overall weight of the combined system.

While bicycle hitching rails potentially provide parking for two bicycles (one either side), in practice they usually only achieve one bicycle per rail, as cyclists are often reluctant to secure their bicycle if another is already tethered to the rail.

All bicycle frames that allow a bicycle's frame and both wheels to be secured, as well as being spaced at 1000mm apart, will meet the requirements of AS2890.3.

Bicycle Rails

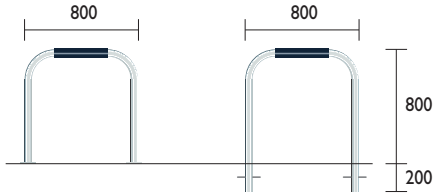
Product Range

1300 780 450

BR11B / F

BR11B
Galvanised
SBRI1B
Stainless Steel

BR11F
Galvanised
SBRI1F
Stainless Steel



Plastic sleeve protects bicycle



40NB Pipe

200 x 100 x 6mm Baseplate
(masonry anchors included on baseplate models)

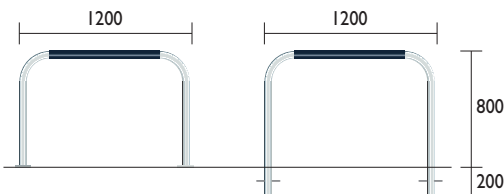
MOST POPULAR MODEL

PLEASE NOTE:
Stainless steel products comes in lished finish as standard or it can be electropolished at an additional cost.

BR12B / F

BR12B
Galvanised
SBRI2B
Stainless Steel

BR12F
Galvanised
SBRI2F
Stainless Steel



Plastic sleeve protects bicycle



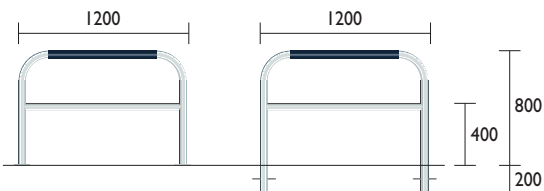
40NB Pipe

200 x 100 x 6mm Baseplate
(masonry anchors included on baseplate models)

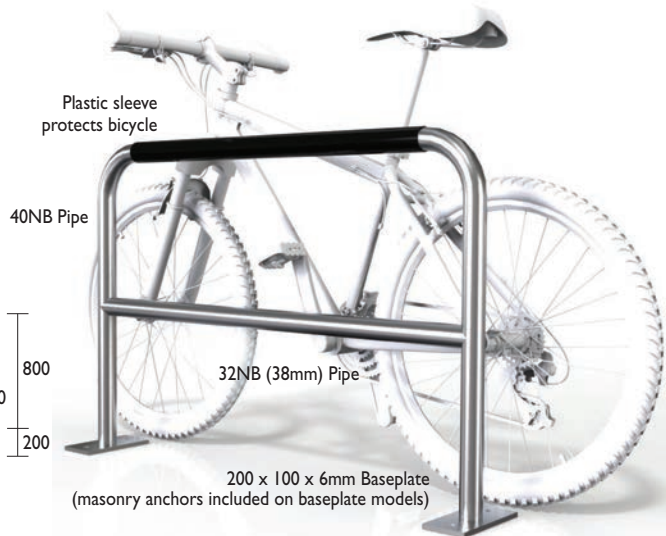
BR120B / F

BR120B
Galvanised
SBRI20B
Stainless Steel

BR120F
Galvanised
SBRI20F
Stainless Steel



Plastic sleeve protects bicycle



40NB Pipe

32NB (38mm) Pipe

200 x 100 x 6mm Baseplate
(masonry anchors included on baseplate models)

Material Specifications (General)

Mild steel 40NB (50.0) x 1.5mm Light duty pipe / Hot dipped galvanised
Stainless steel 40NB (50.0) x 1.5mm Grade 304 stainless steel pipe / Linished finish

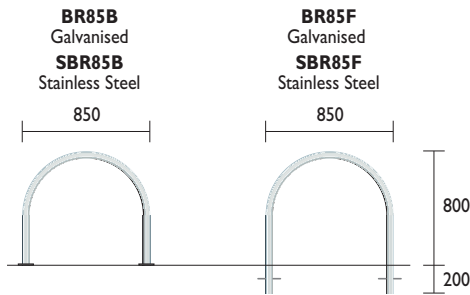


Bicycle Rails

BR85B / F

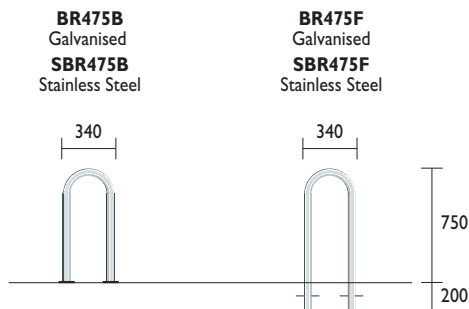
BIGGEST SELLER
in stainless steel

PLEASE NOTE:
Stainless steel products comes in finished finish as standard or it can be electropolished at an additional cost.



200 x 100 x 6mm Baseplate
(masonry anchors included on baseplate models)

BR475B / F



200 x 100 x 6mm Baseplate
(masonry anchors included on baseplate models)

Material Specifications (General)
Mild steel 40NB (50.0) x 1.5mm Light duty pipe / Hot dipped galvanised
Stainless steel 40NB (50.0) x 1.5mm Grade 304 stainless steel pipe / Linished finish



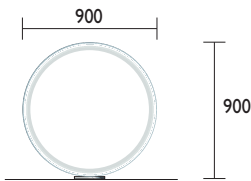
Bicycle Rails

Product Range

1300 780 450

BR00B

BR00B
Galvanised
SBR00B
Stainless Steel



40NB Pipe

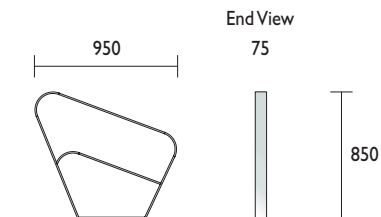


200 x 200 x 6mm Baseplate

PLEASE NOTE:
Stainless steel products comes in finished finish as standard or it can be electropolished at an additional cost.

Ribbon RBR98

RBR98
Galvanised
SRBR98
Stainless Steel



Award Winning Design

Material Specifications (General)

BR00B	Galvanised	40NB (50.0) x 3.2mm Heavy duty galvanised pipe
BR00B	Stainless steel	40NB (50.0) x 3.2mm Grade 304 Heavy duty stainless steel pipe / Linished finish
RBR98	Mild steel	75 x 10mm Mild steel flat bar / Hot dipped galvanised
RBR98	Stainless steel	75 x 10mm Stainless flat bar / Linished




Bicycle Rails

BR1600B

BR1600B
Galvanised
SBR1600B
Stainless Steel

PLEASE NOTE: Plate bike rails may not be visually suitable for all footpath installations where pedestrians will approach from the rail's narrow side.

PLEASE NOTE: Stainless steel products comes in linished finish as standard or it can be electropolished at an additional cost.



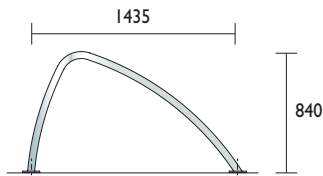
10mm Plate



200 x 100 x 6mm Baseplate

BR04B

BR04B
Galvanised
SBR04B
Stainless Steel



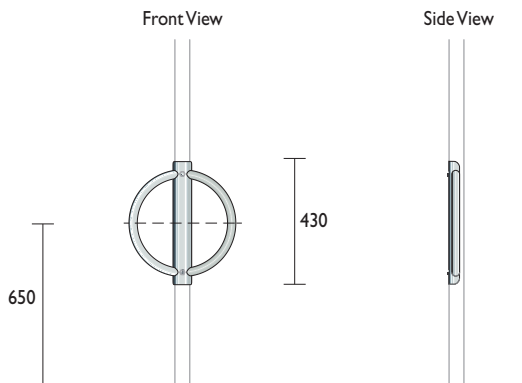
32NB Pipe



200 x 100 x 6mm Baseplates

PPR50

Post Mounted



25NB Pipe



Units are designed to bolt-fix to existing 40NB or 50NB posts using M12 bolts & shear nuts

Material Specifications (General)

Mild steel 10mm Mild steel plate / 32NB (38.1) x 1.5mm Galvanised pipe
Stainless steel 10mm Stainless steel plate / 32NB (38.1) x 1.5mm Stainless steel pipe / Linished finish
PPR50 25NB x 1.5mm Galvanised pipe / 25NB x 1.5mm Stainless steel pipe

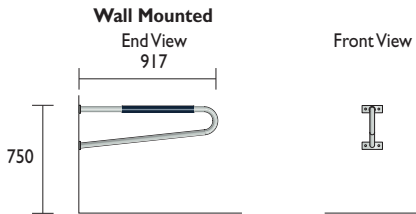


Bicycle Rails > Post/Wall Mounted

Product Range

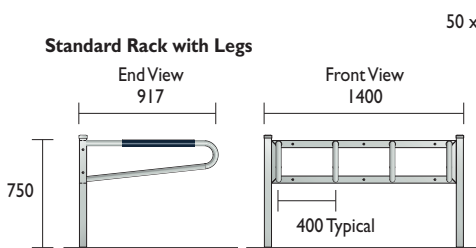
1300 780 450

BRX03W Hitching Rail

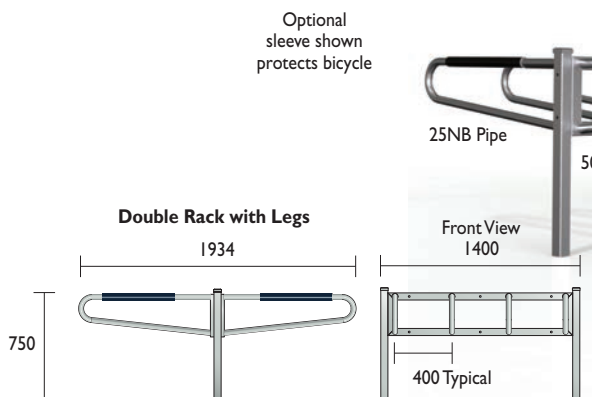


PLEASE NOTE:
Stainless steel products comes in lished finish as standard or it can be electropolished at an additional cost.

BRX03L Hitching Rail



BRX03D Hitching Rail



Material Specifications (General)

Frame 50 x 50 x 4mm SHS / Hot dipped galvanised
Supports 25NB x 1.5mm Pipe / Hot dipped galvanised



Multiple Hitching Rail
HRB2/3/4/5

1300 780 450

Many of Securabike's Bicycle Rails are supplied as individual units that can be bolted to Base Rails to accommodate 2, 3, 4 or 5 units. The system eliminates the need to provide multiple concrete footings and is ideal for use over paved or bitumen surfaces.

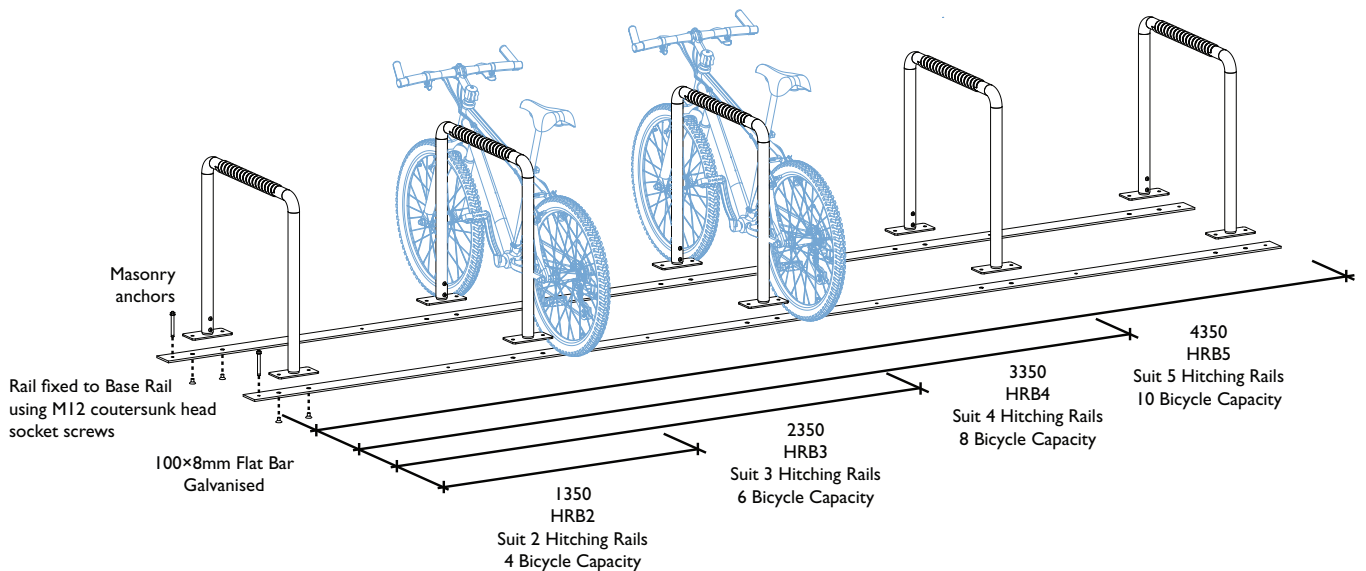
PLEASE NOTE:
Stainless steel products comes in finished finish as standard or it can be electropolished at an additional cost.

Typical Installation Example
BR11B Bicycle Rail
illustrated



HRB5 illustrated
Suits 5 Hitching Rails
10 Bicycle Capacity

NOTE Also available in stainless steel.
Add "S" to the prefix model no. when ordering (SHRB)



Bicycle rails should be installed at 1000 centres to conform to AS2890.3 requirements allowing easy access for cyclists.

Material Specifications (General)

Mild steel 100 x 8mm Mild steel flat bar / Galvanised
Stainless steel 100 x 8mm Stainless flat bar / Linished finish





BIKE RACKS

Bicycle racks are the most popular method of parking or securing bicycles. They are normally the most economical option and the preferred choice by cyclists.

Securabike's extensive range of racks is designed to cater for virtually every type of application likely to be encountered. Whether for use in above or below ground parking, for 4 or 400 bicycles, Securabike has a bicycle rack suitable.

Securabike offers economical do-it-yourself flat packed units or fully welded units for use in locations where vandal resistance or high security is required.

As one of the largest manufacturer of bicycle parking products for over 20 years, Securabike provides you with the knowledge that when you specify or purchase a Securabike bicycle rack, you can be confident in selecting the best product available.

Bicycle Racks Advantages

- Allow the maximum number of bicycles and the best utilisation of available space
- Best suited for medium to long term parking
- Efficient bicycle storage
- Long lasting and durable
- Easily installed
- Economical

Applications

- Residential apartments
- Recreation centres
- Workplaces
- Schools, colleges and universities
- Retail shopping centres
- Train and bus interchanges

Materials

Securabike bicycle racks are manufactured from high strength mild steel or aesthetically attractive stainless steel. While most models are available in both materials, please check the specification details on the product you are considering.

- Mild steel units are available as a standard product in hot dipped galvanised finish. They can be electrostatically powder coated at an additional cost if required.
- Stainless steel units are available as a standard product in linished finish or electropolished at an additional cost.

Finish

Steel racks are normally supplied in galvanised finish or powder coated at an additional cost. Contact sales for more information.


Special colours are available at an extra cost.



Introduction	1
Bicycle Facts	4
Design Guide	6
Product Selection	7
Consulting	12
Installation	13
Security Classes	14
PRODUCT RANGE	
Rails	15
Racks	23
Repair Stations	46
End-of-Journey	50
Cages	64
Lockers	68
Shelters	74
Scooters Racks	78
Other Products	80
AS2890.3 Overview	82
Packaging	85
Index	86

Bicycle Racks

OUR MOST
POPULAR
RACK



The Compact

Popular with cyclists as the leaning rail provides full support of the bicycle minimising the possibility of accidental damage.

It also allows cyclists to securely locate the front or back wheel while allowing them to use a 'U' lock to secure the frame and the other wheel to the leaning rail.

Wheel supports have staggered heights which allows bicycles to be located with 300mm spacings rather than the normal 600mm as with other racks.

In outdoor locations where vandal resistance may be a consideration, Securabike recommends

the fully-welded model (CBR4SCTM), made from heavier steel sections to provide a more robust alternative.

The CBR4SC is the logical choice when catering for and securing large numbers of bicycles – doubling the number that can be securely parked in a given area.

Bicycle Racks > Horizontal

Product Range

1300 780 450

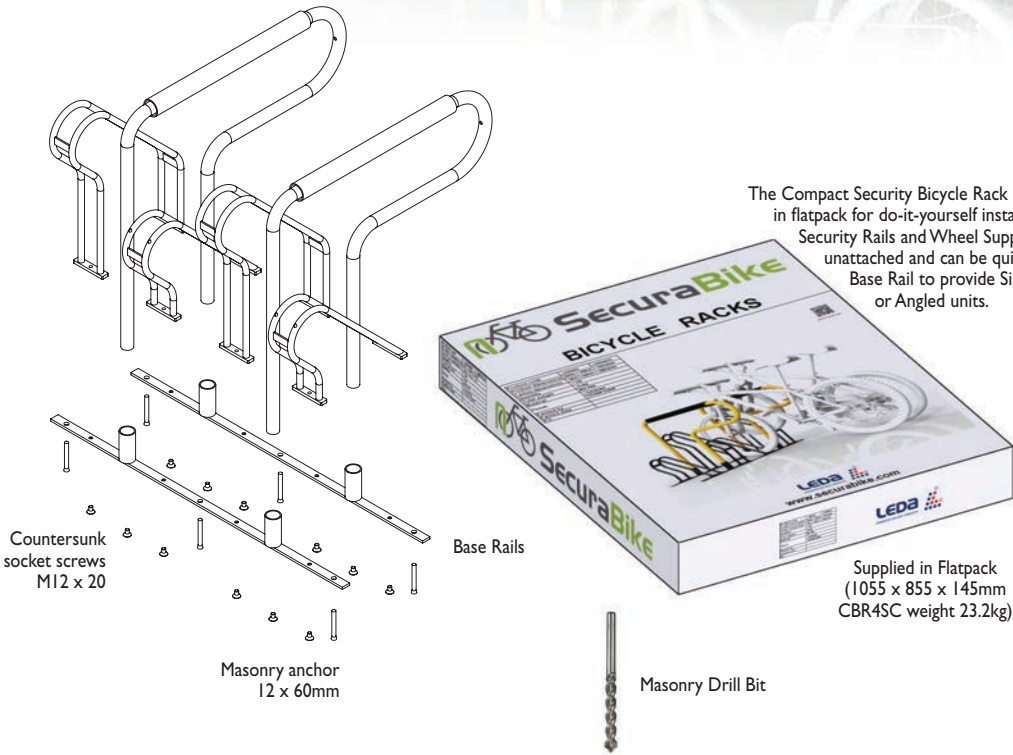
Compact CBR4SC Flat Pack

CBR4SC
Powder Coated
CBR4SCG
Hot Dipped Galvanised

Thousands installed



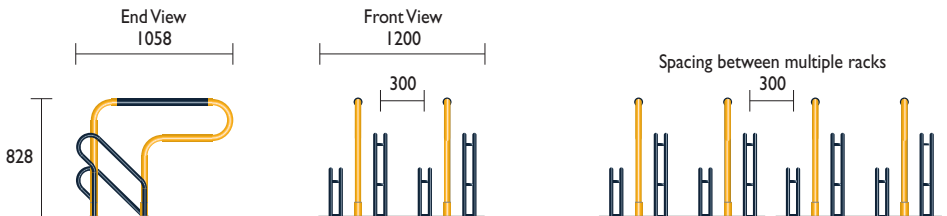
OUR MOST POPULAR RACK



The Compact Security Bicycle Rack is supplied in flatpack for do-it-yourself installation.

Security Rails and Wheel Supports are supplied unattached and can be quickly bolted to the Base Rail to provide Single, Double Sided or Angled units.

Supplied in Flatpack
(1055 x 855 x 145mm
CBR4SC weight 23.2kg)



Material Specifications (General)

Rails 32NB (38.0) x 1.5mm Pipe / Powder coated / Hot dipped galvanised finish
Supports Ø19 x 1.2mm Pipe / Powder coated / Hot dipped galvanised finish



Bicycle Racks > Horizontal

VANDAL RESISTANT

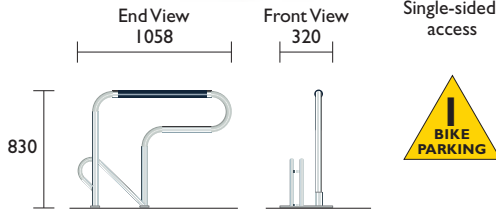
AS2890.3 COMPLIANT

Compact CBR1SCTM
Fully-welded

CBR1SCTM
Hot Dipped Galvanised
SCBR1SCTM
Stainless Steel




40 x 8mm Base Rails



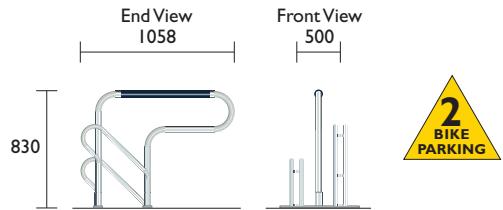
Compact CBR2SCTM
Fully-welded

CBR2SCTM
Hot Dipped Galvanised
SCBR2SCTM
Stainless Steel



Single-sided access

40 x 8mm Base Rails



Compact CBR4SCTM
Fully-welded

CBR4SCTM
Hot Dipped Galvanised
SCBR4SCTM
Stainless Steel

Vandal Resistant

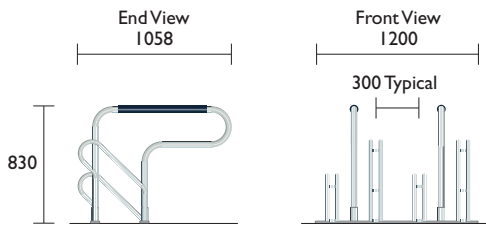


plastic sleeve protects bicycle

32NB Pipe Leaning Rails

Ø19 Pipe Wheel Supports


40 x 8mm Base Rails
Single-sided access



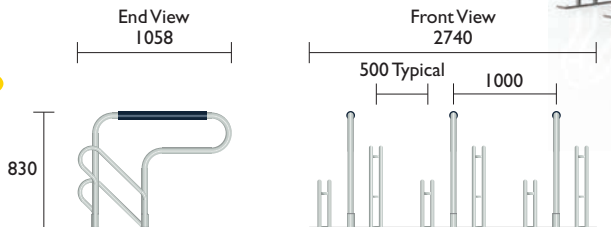
Compact CBR6SC
Fully-welded

CBR6SC
Hot Dipped Galvanised
SCBR6SC
Stainless Steel

plastic sleeve protects bicycle
32NB Pipe Leaning Rails
Ø19 Pipe Wheel Supports



40 x 8mm Base Rails
Single-sided access



Bicycle Spacings 500mm

Provides wider spacings for easier parking

Kindly note: 400mm spacing version is available upon request which will not comply with standard

These fully welded units are supplied ready to be bolted down. They are available in either hot dipped galvanised or stainless steel. Being fully welded, they are more suitable for vandal resistant applications.

Material Specifications (General)

Mild steel 32NB (38.0) x 1.5mm / Ø19 x 1.2mm Pipe / 8mm Plate / Hot dipped galvanised
Stainless steel 32NB (38.0) x 1.5mm / Ø19 x 1.2mm Stainless steel pipe / 8mm Plate / Linished



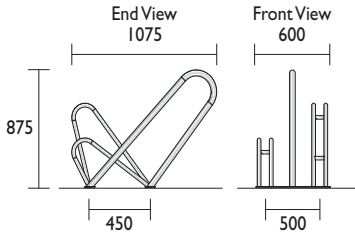
Bicycle Racks > Horizontal

Product Range

1300 780 450

Delta CBR2B


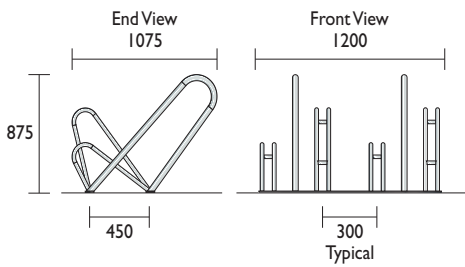
CBR2B
Galvanised
SCBR2B
Stainless Steel



VANDAL RESISTANT

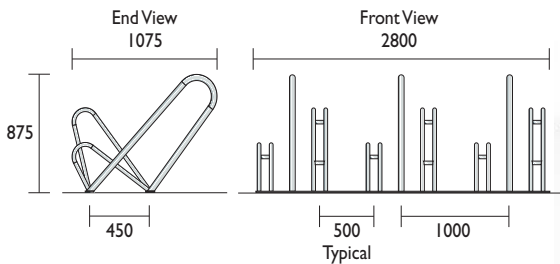
Delta CBR4B

CBR4B
Galvanised
SCBR4B
Stainless Steel



Delta CBR6B

CBR6B
Galvanised
SCBR6B
Stainless Steel



Material Specifications (General)

Mild steel 32NB (38.0) x 1.5mm / 20NB (25.0) x 1.2mm Pipe / Hot dipped galvanised
Stainless steel 32NB (38.0) x 1.5mm / 20NB (25.0) x 1.2mm Pipe / Linished



Bicycle Racks > Horizontal

Concord

CBR128



CBR88

Best suited for double-sided access

40NB Pipe

20NB Hitching Rail

Concealed fixing
10 x 85mm flat head masonry anchors

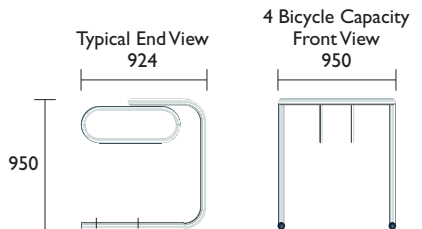


The Concord is our most popular rack for outside locations. It is specifically designed in a double sided rack and is available in four models as either galvanised or stainless steel.

CBR148



CBR178



While the narrow width of the CBR88 (950mm) makes it ideal for use on footpaths, all models are perfect for use in public areas where double sided access is available.

Bicycle Capacity	4	6	8	10
Overall Length	950	1200	1450	1700
Galvanised	CBR88	CBR128	CBR148	CBR178
Stainless Steel	SCBR88	SCBR128	SCBR148	SCBR178

Material Specifications (General)

CBR88	Galvanised	40NB (48.3) x 3.2mm / 25NB (33.7) x 2.6mm / 20NB (26.9) x 2.6mm pipe
	Stainless steel	40NB (48.26) x 2.77mm / 25NB (33.4) x 2.77mm / 20NB (26.7) x 2.11mm Stainless steel pipe / Linished



Bicycle Racks > Horizontal

Product Range

1300 780 450

Sentry BR158B

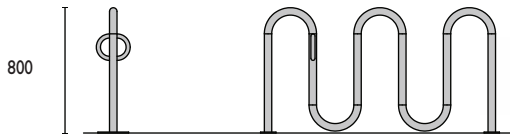
BR158B
Galvanised
SBR158B
Stainless Steel



200 x 150
baseplate

End View

Front View



40NB Pipe



Best suited for
double-sided access

POPULAR MODEL

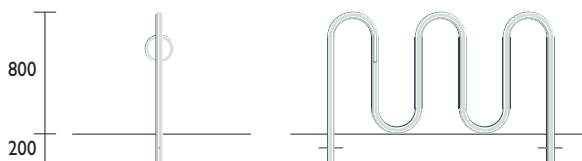
Sentry BR158F

BR158F
Galvanised
SBR158F
Stainless Steel



End View

Front View



40NB Pipe



Best suited for
double-sided access

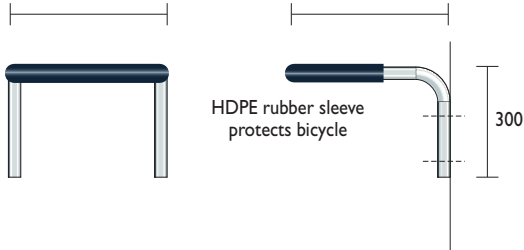
WR66F

Wall Mount

Utilising walls, and even ceilings, can often provide additional bicycle storage capacity.

Front View
400

Side View
400



HDPE rubber sleeve
protects bicycle

Horizontal Bicycle Storage

Screw fix to wall



WALL MOUNT

Material Specifications (General)

Mild steel 8mm Mild steel plate / 40NB (50.0) x 1.5mm / 20NB (25.0) x 1.2mm Pipe / Galvanised
Stainless steel 8mm Stainless steel plate / 40NB (50.0) x 1.5mm / 20NB (25.0) x 1.2mm Stainless steel pipe / Linished
WR66F 20NB (26.9) x 2.6mm Medium duty pipe / Galvanised



Bicycle Racks > Horizontal

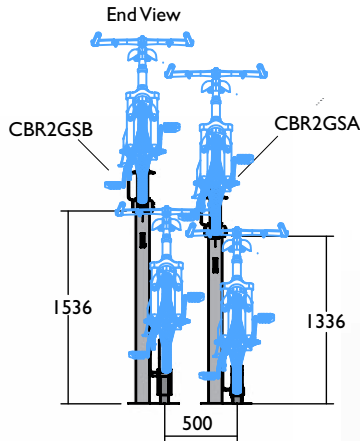
CBR2GS Dual Height

CBR2GSA top tier 1336mm high
 CBR2GSB top tier 1536mm high
 So you can stagger heights, be sure to nominate the quantity of each required.
 Provides the maximum utilisation of allocated horizontal storage and parking, and is easy to use.
 Simply pull out the sliding base rail until it reaches its pivot point, and fold down to allow easy positioning of your bicycle.



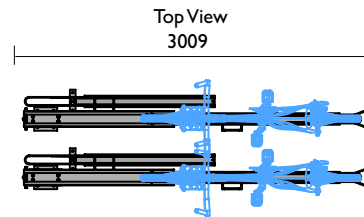
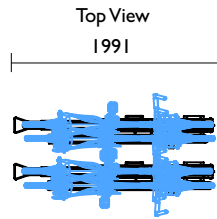
ASSISTED LIFT

PLEASE NOTE:
 This product comes in galvanised finish as standard. However, it can be powder coated in a range of colours at an additional cost to suit requirements.

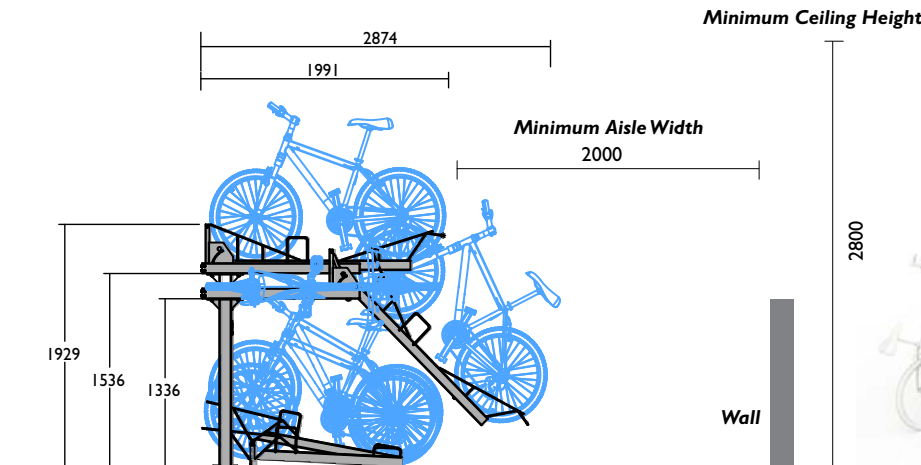


Supplied in knock-down kit form for easy assembly on site.

Each CBR2GS rack can park a single bicycle on the upper and lower levels for a total of 2 bicycles.



AS2890.3 COMPLIANT



CBR2GS is also available in a double storey locker. Refer **Lockers** section.



Material Specifications (General)
 Frame 125 x 75 x 3mm RHS / Hot dipped galvanised

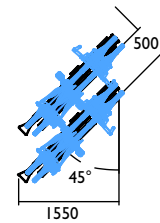
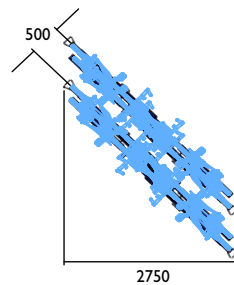
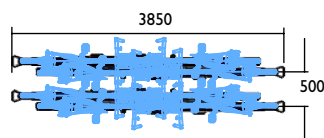
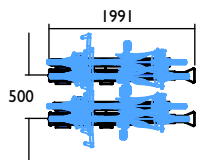
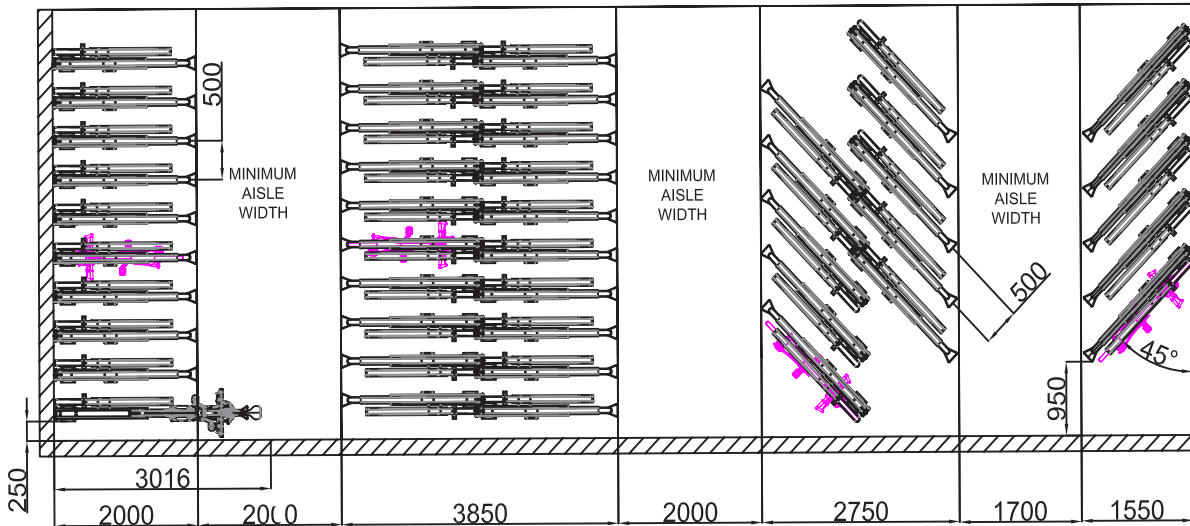


CBR2GS
Dual Height

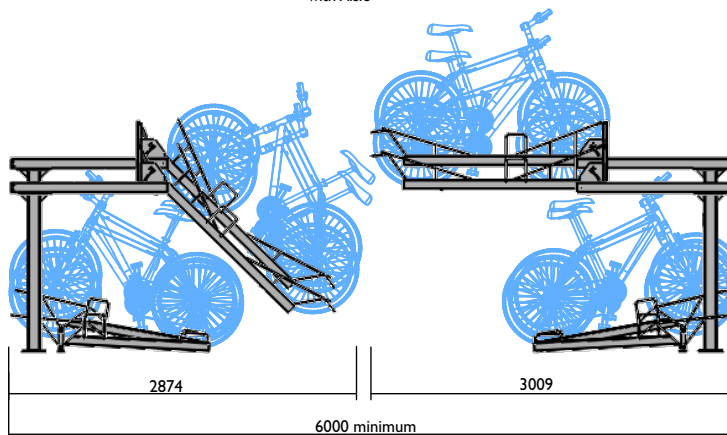
Installation layouts

Securabike offers a free design and layout service to assist architects and builders. Alternatively you can also use the information below to plan the best use of the space available for bicycle parking. The CBR2GS system is designed to maximise the number of bicycles that can be accommodated.

Racks can be angled for smaller width rooms



Double Installation with Aisle



Ebikes can be parked in lower levels ONLY

Material Specifications (General)

Frame 125 x 75 x 3mm RHS / Hot dipped galvanised



Bicycle Racks > Horizontal

CBR10GS Dual Height

Double Height Storage

The CBR10GS is a cost effective dual height bike rack that accommodates parking for 10 bicycles. Staggered heights allow bicycles to be packed closer together without clashing of handlebars.

PLEASE NOTE:

This product comes in galvanised finish as standard. However, it can be powder coated in a range of colours at an additional cost to suit requirements.

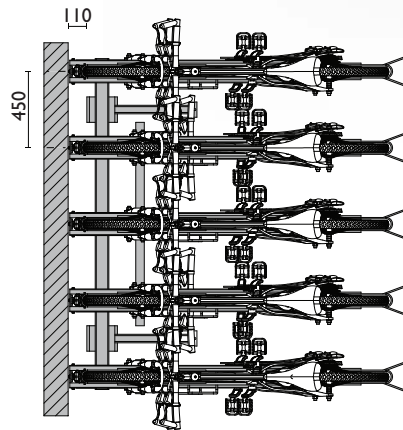
10 BIKE PARKING

Supplied in knock down kit form for easy bolt-together assembly on site.

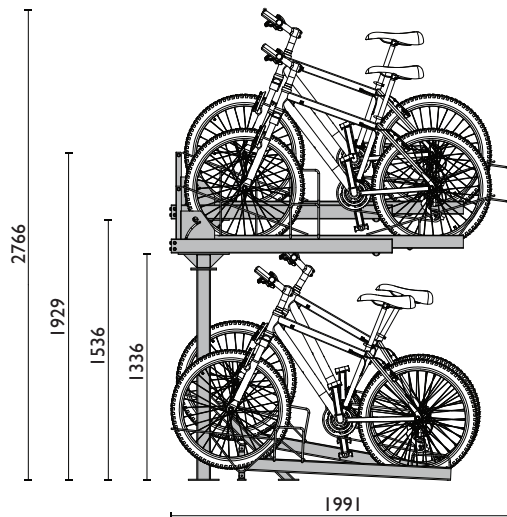


Each CBR10GS rack parks 10 bicycles


Top View



Side View



End View



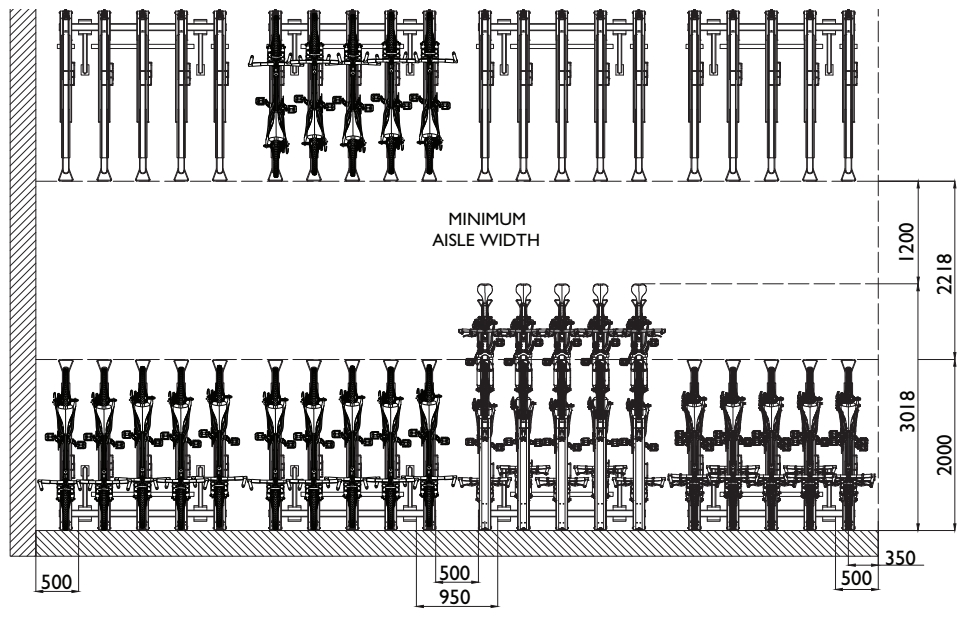
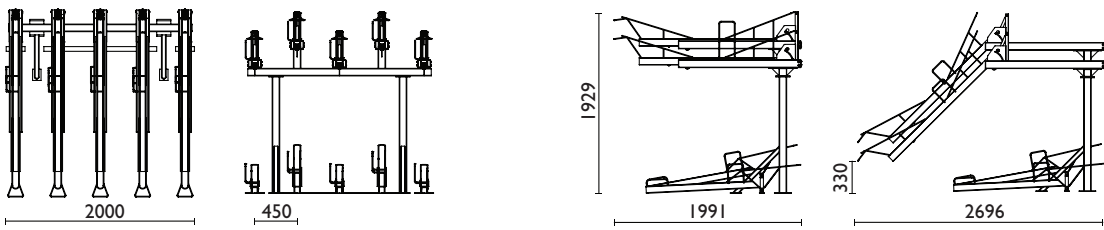
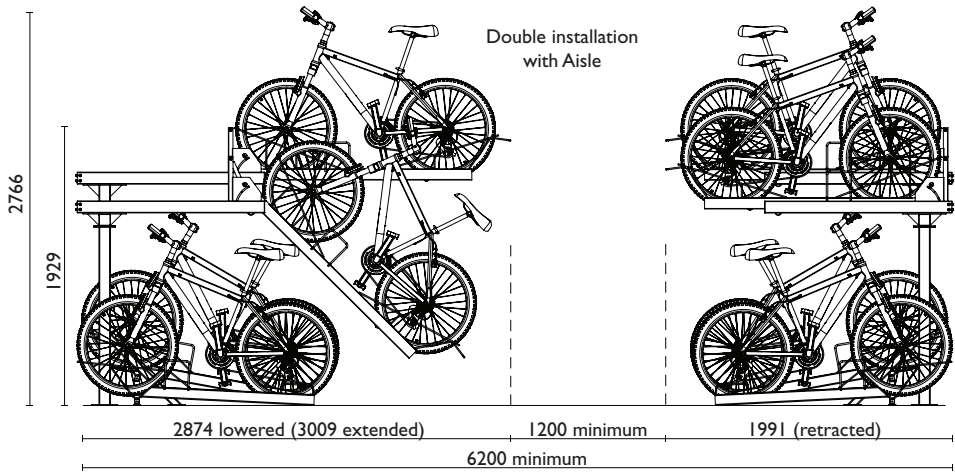
Material Specifications (General)

Frame 80 x 80 x 3mm SHS
Finish Hot dipped galvanised

CBR10GS
Dual Height

Installation layouts

Securabike offers a free design and layout service to assist architects and builders. You can also use the information below to make the best use of the space available.

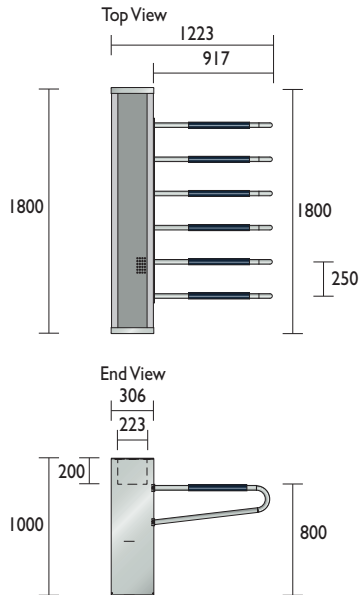


Material Specifications (General)
 Frame 80 x 80 x 3mm SHS
 Finish Hot dipped galvanised

Bicycle Racks > Horizontal

BRP01

Planter Box



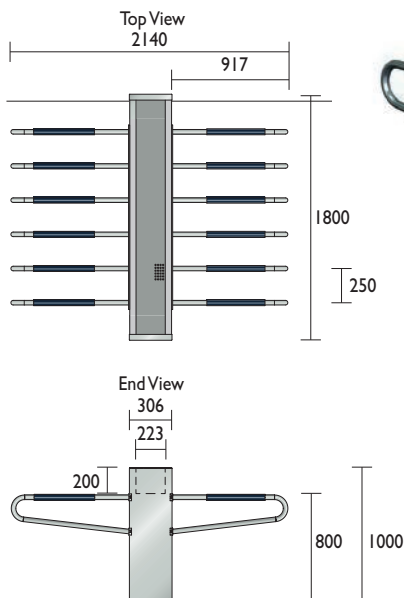
Drainage holes in planter base

25NB leaning rails with protective sleeve

Planter box depth 350mm

BRP02

Planter Box



25NB Pipe

Drainage holes in planter base

25NB leaning rails with protective sleeve

Planter box depth 350mm

Material Specifications (General)

Planter	0.8mm Galvanised sheet
Rack	25NB x1.5mm pipe Galvanised



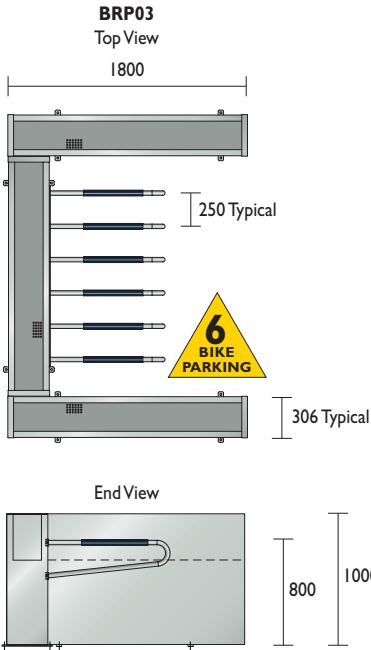
Bicycle Racks > Horizontal

Product Range

1300 780 450

BRP03 / 04 / 05 Planter Boxes

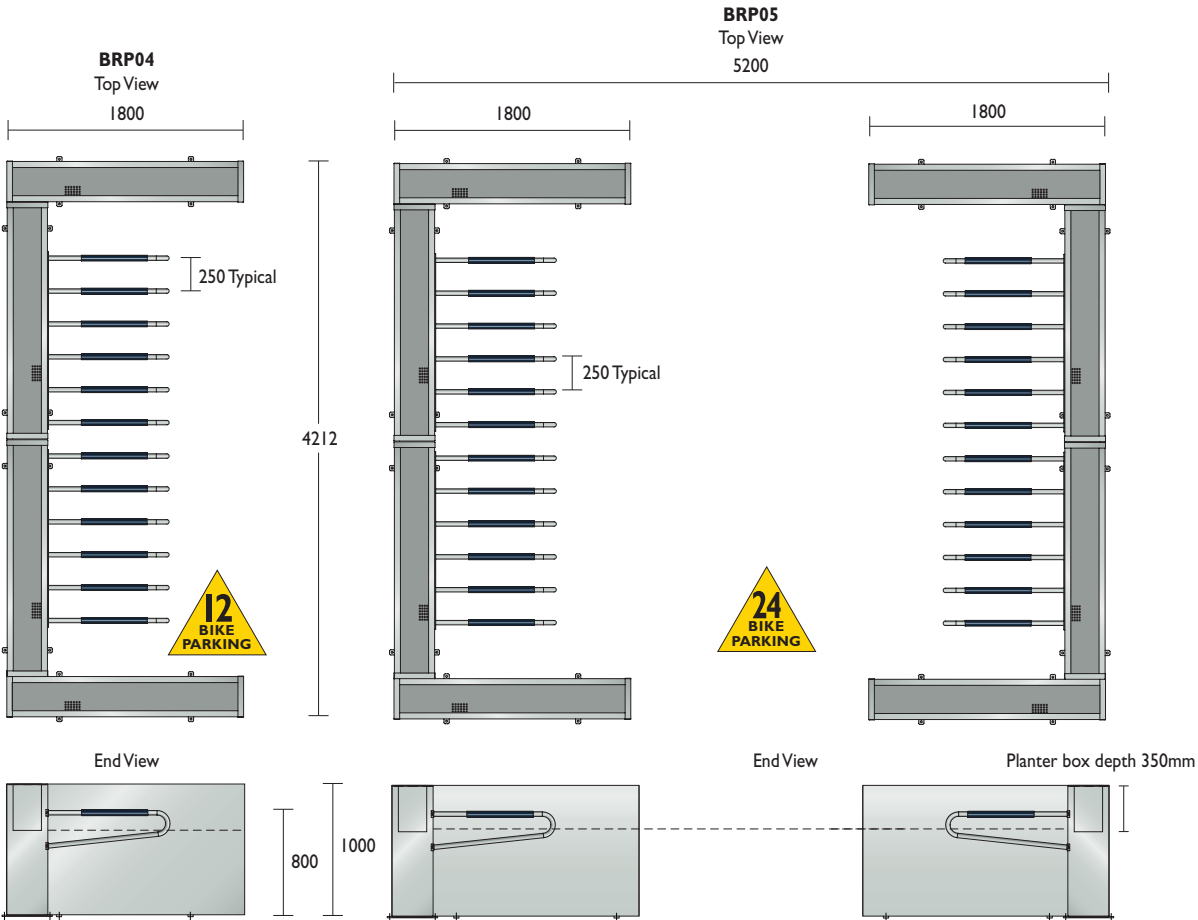
Green your suburb



350 deep planter box, drainage holes in base




GREEN YOUR SUBURB



Material Specifications (General)

Planter	1.5mm Galvanised sheet
Rack	25NB x 1.5mm pipe Galvanised



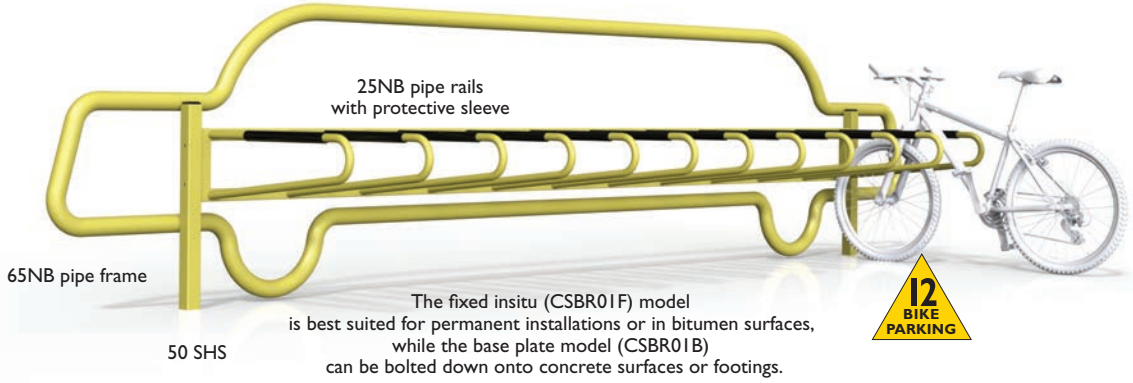
Bicycle Racks > Horizontal > Corral

CSBR01F / B

Cadillac

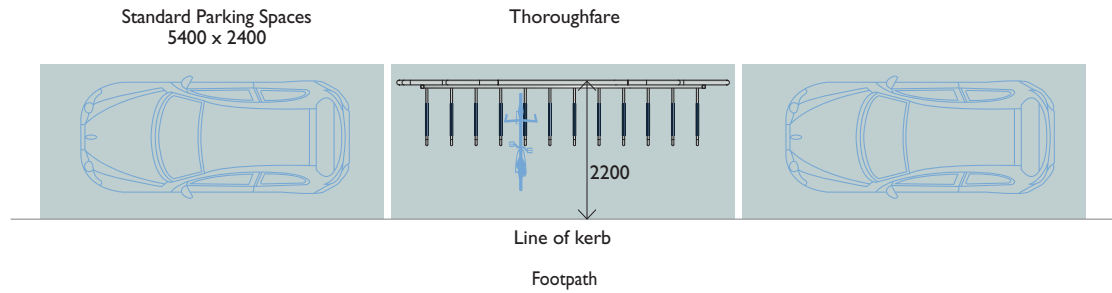
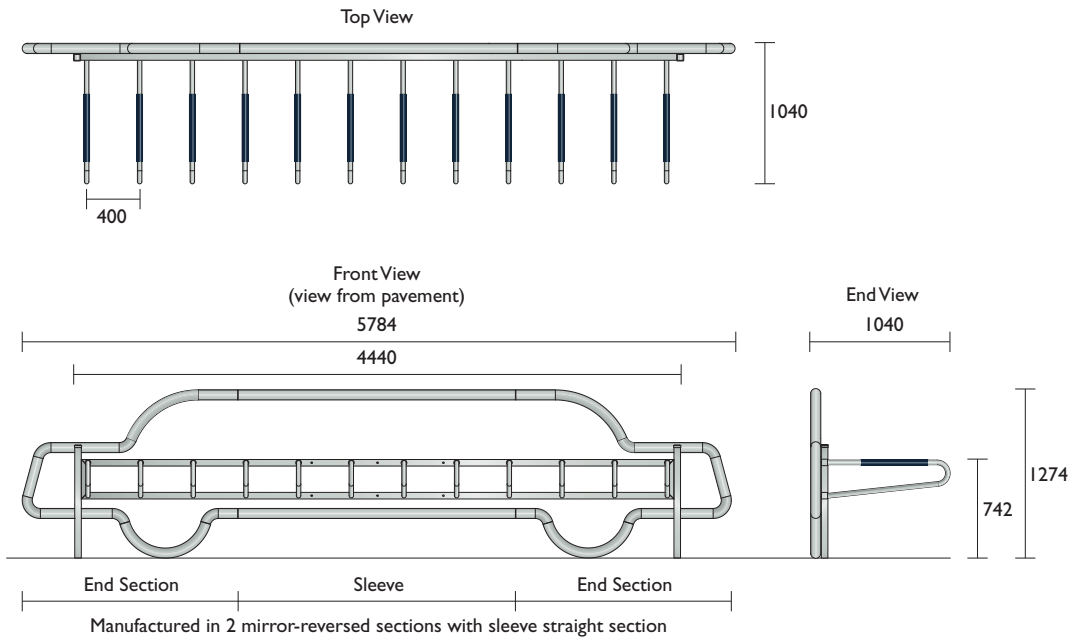
An easy way of converting street-located car spaces to a parking facility of up to 12 bicycles. Ideal for local governments to provide temporary or permanent secure bicycle parking.

EXTREMELY POPULAR




The fixed insitu (CSBR01F) model is best suited for permanent installations or in bitumen surfaces, while the base plate model (CSBR01B) can be bolted down onto concrete surfaces or footings.

PLEASE NOTE:
This product comes in galvanised finish as standard. However, it can be powder coated in a range of colours at an additional cost to suit requirements.



Material Specifications (General)
 Rack 50 x 50 SHS Mild Steel / 25NB x 1.5mm Pipe / Galvanised
 Profile 65NB (76.1) x 3.6mm pipe / Galvanised



Bicycle Racks > Horizontal > Corral

Product Range

1300 780 450

CSBR02F / B

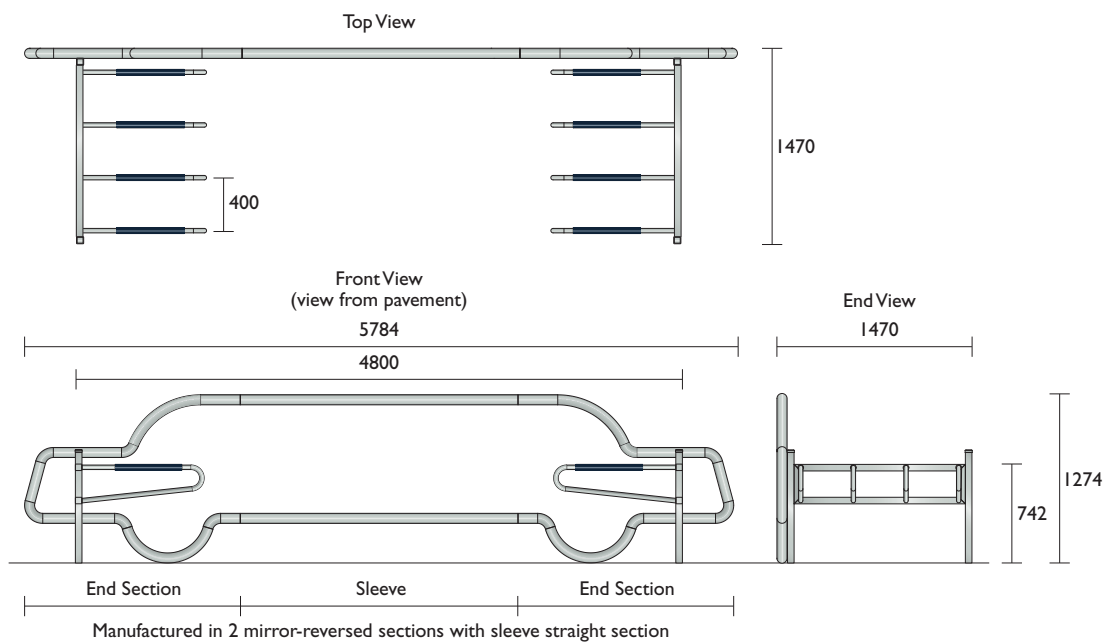
Lincoln

An easy way of converting street-located car spaces to a parking facility of up to 8 bicycles. Ideal for local governments to provide temporary or permanent secure bicycle parking.



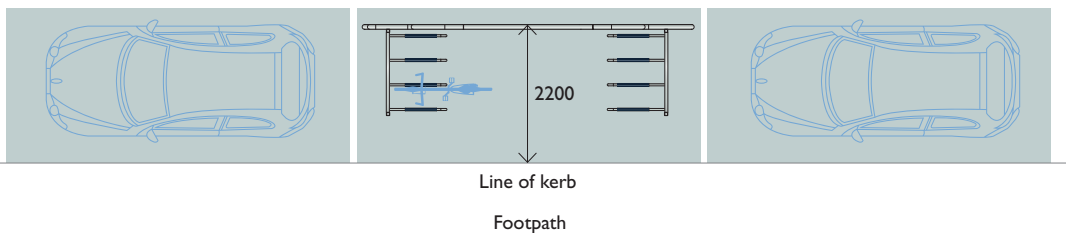
The fixed insitu (CSBR02F) model is best suited for permanent installations or in bitumen surfaces, while the base plate model (CSBR02B) can be bolted down onto concrete surfaces or footings.

PLEASE NOTE:
This product comes in galvanised finish as standard. However, it can be powder coated in a range of colours at an additional cost to suit requirements.



Standard Parking Spaces
5400 x 2400

Thoroughfare



Material Specifications (General)

Rack 50 x 50 SHS Mild Steel / 25NB x 1.5mm Pipe / Galvanised
Profile 65NB (76.1) x 3.6mm pipe / Galvanised



Bicycle Racks > Horizontal > Corral

ESBR03F/B

Economy

ESBR03F

Fixed in-situ model

ESBR03B

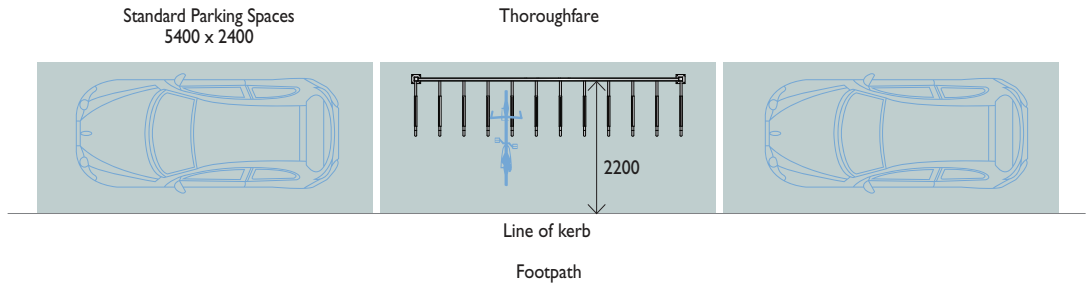
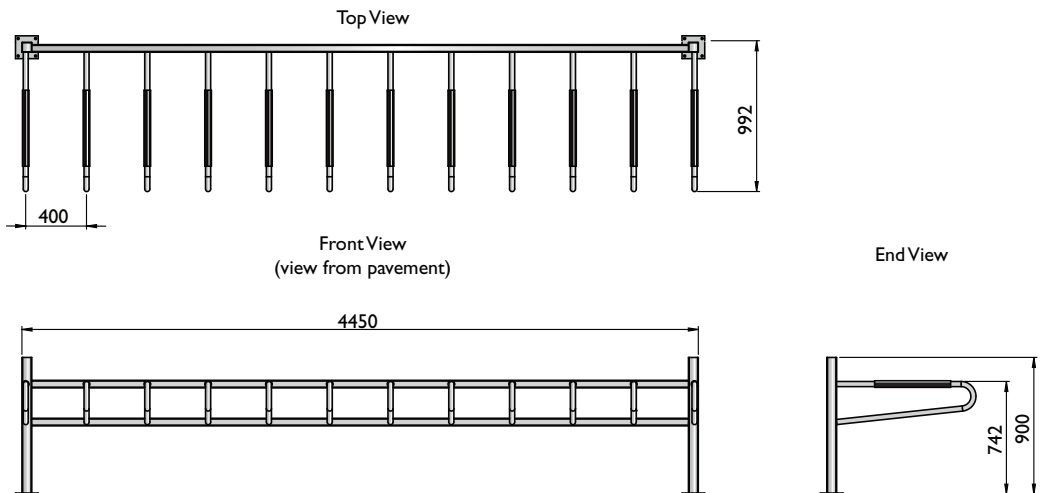

Baseplate model

An easy way of converting street-located car spaces to a parking facility of up to 12 bicycles. Ideal for local governments to provide temporary or permanent secure bicycle parking.

PLEASE NOTE:

This product comes in galvanised finish as standard. However, it can be powder coated in a range of colours at an additional cost to suit requirements.

This basic model is both a practical and economic option for installing a bike corral system.



Material Specifications (General)

Rack 50 x 50 SHS Mild Steel / 25NB x 1.5mm pipe / Galvanised



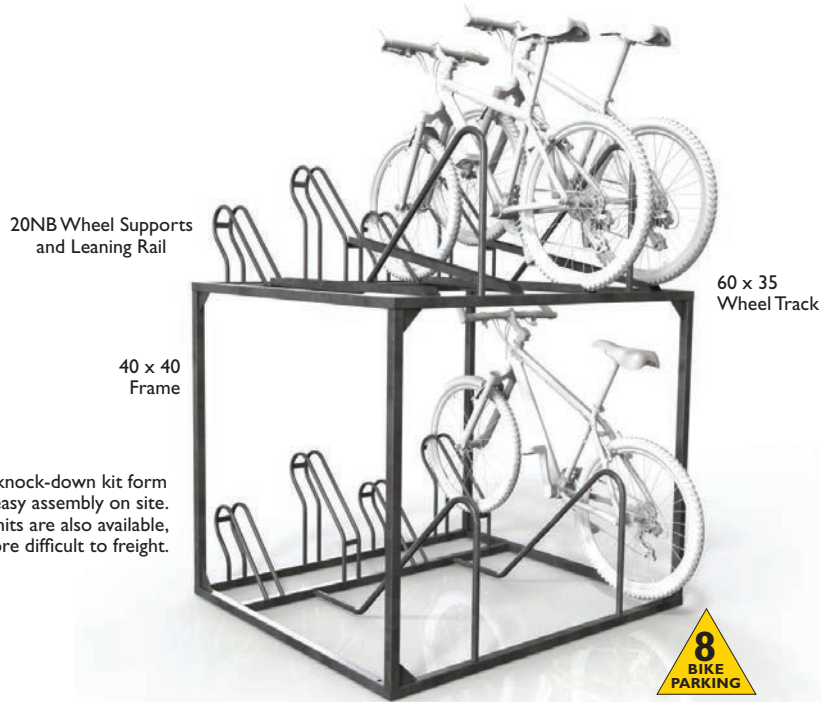
Bicycle Racks > Horizontal

Product Range

1300 780 450

CBR8M

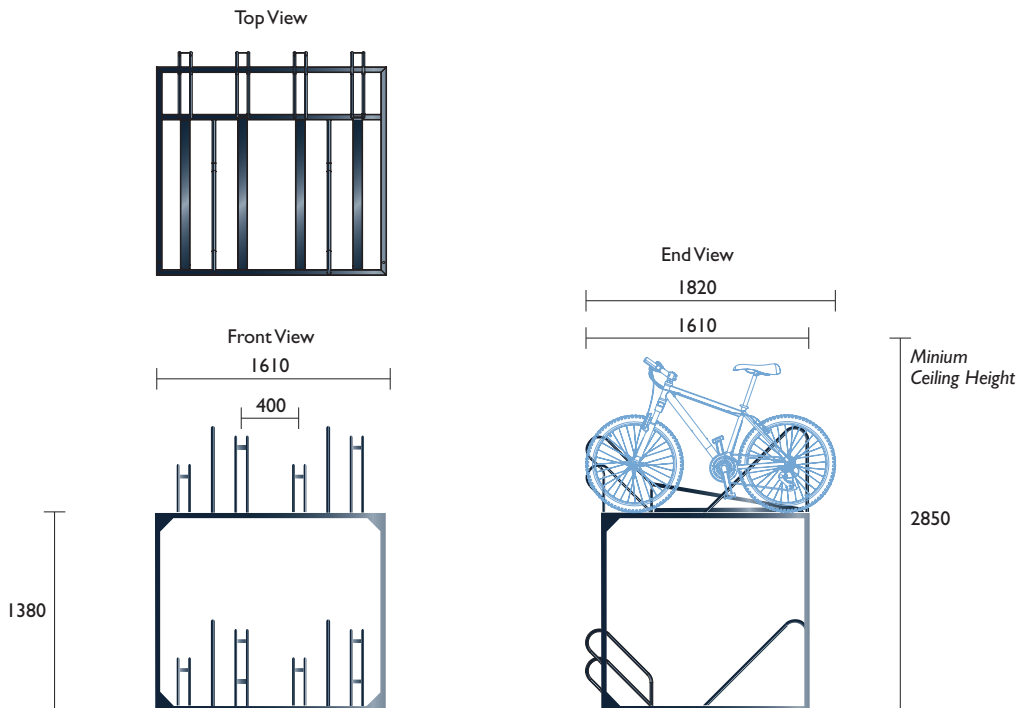
Double Height Storage Manual



Supplied in knock-down kit form for easy assembly on site. Fully welded units are also available, but will be more difficult to freight.

PLEASE NOTE:
This product comes in galvanised finish as standard. However, it can be powder coated in a range of colours at an additional cost to suit requirements.

Securabike's double height bicycle racks provide the maximum utilisation of allocated storage and parking areas



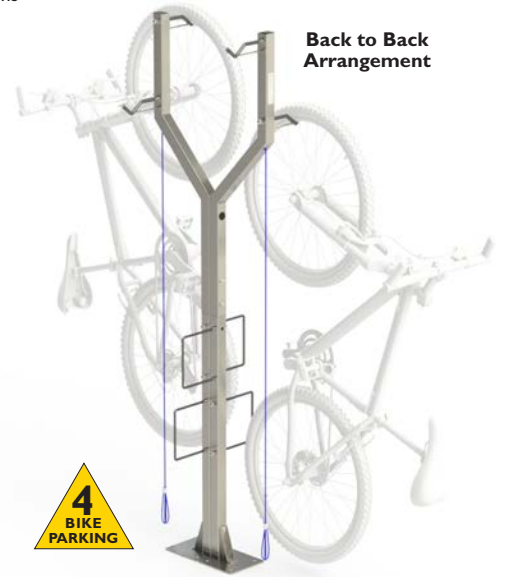
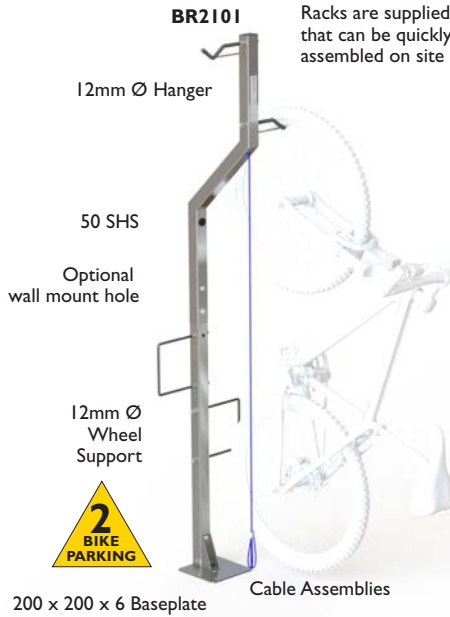
Material Specifications (General)

Frame 40 x 40 SHS / Hot dipped galvanised
Supports 20NB x 1.2mm Pipe / 60 x 35 x 2mm Track / Hot Dipped Galvanised Finish



Bicycle Racks > Vertical

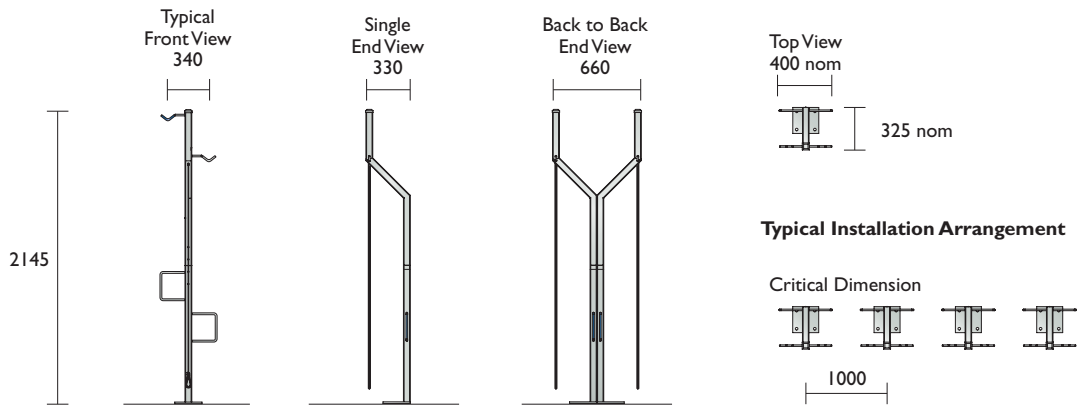
BR2101



POPULAR VERTICAL RACK

PLEASE NOTE:
This product comes in galvanised finish as standard. However, it can be powder coated in a range of colours at an additional cost to suit requirements.

Back to Back Multiple Unit Arrangement
16 bicycle capacity shown



Material Specifications (General)
50 x 50 x 2.5mm SHS / 12Ø Rod / 6mm MS Plate / Hot dipped galvanised
PVC coated steel cable assembly



Bicycle Racks > Vertical

Product Range

1300 780 450

BR66F

Wall or Post Mount

BR66F
Wall Mount

BR662F
Post Mount

Post only with dual sided slots predrilled.
Add 1 or 2 racks as required.

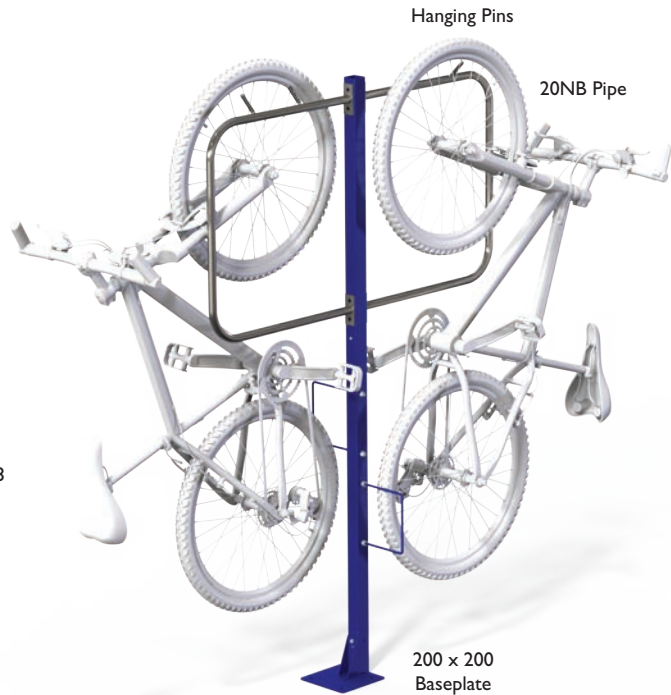
Front View

Side View

610

710

1988



Pictured 1XBR662F, 2XBR66F

PLEASE NOTE:
This product comes in galvanised finish as standard. However, it can be powder coated in a range of colours at an additional cost to suit requirements.

AS2890.3 COMPLIANT

Multiple Installation Guide

Utilising the available wall space in the bicycle parking location, helps maximise the number of bicycles that can be securely stored.

Staggering the height of the BR66F Hanging Rail also allows greater storage capacity.

Front View

500

2100

1800
Minimum

1988

2xBR66F

BR662F

Material Specifications (General)

Mild steel 20NB (25.0) x 1.2mm medium duty pipe / Ø12 Hanging pins / Galvanised
Stainless steel 20NB (25.0) x 1.2mm Grade 304 stainless steel pipe / Ø12 Hanging pins / Linished

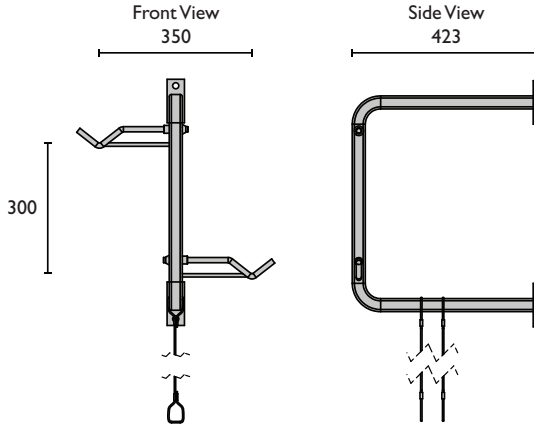


BR542F

Wall Mount

PLEASE NOTE:

This product comes in galvanised finish as standard. However, it can be powder coated in a range of colours at an additional cost to suit requirements.



30 x 30 SHS

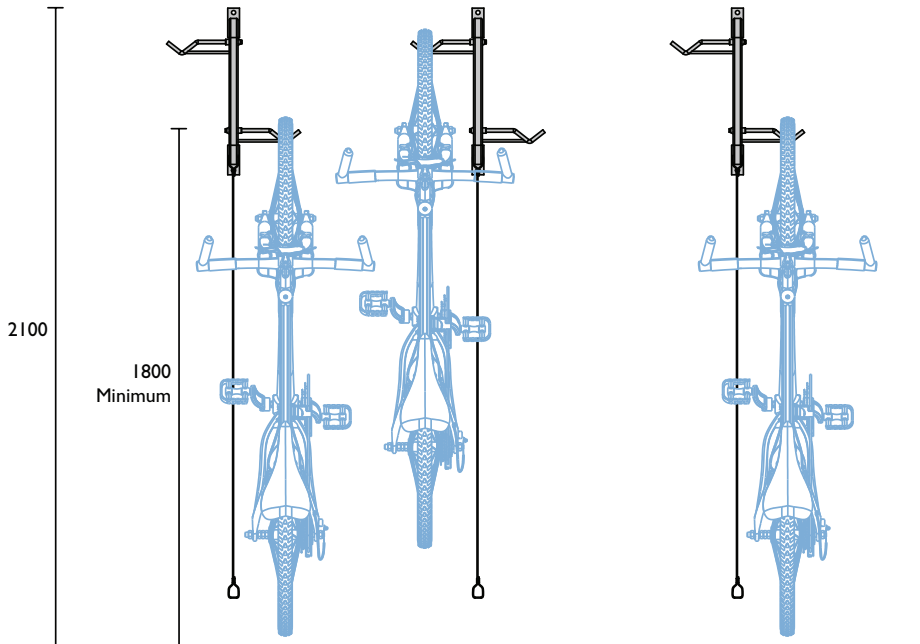
100 x 40 Wall plate



Multiple Installation Guide

Utilising the available wall space in the bicycle parking location, helps maximise the number of bicycles that can be securely stored.

Front View 650 Typical



Material Specifications (General)
 30 x 30 x 1.6mm SHS / Hot dipped galvanised
 100 x 40 x 6mm MS plate / Hot dipped galvanised



Bicycle Racks > Vertical

Product Range

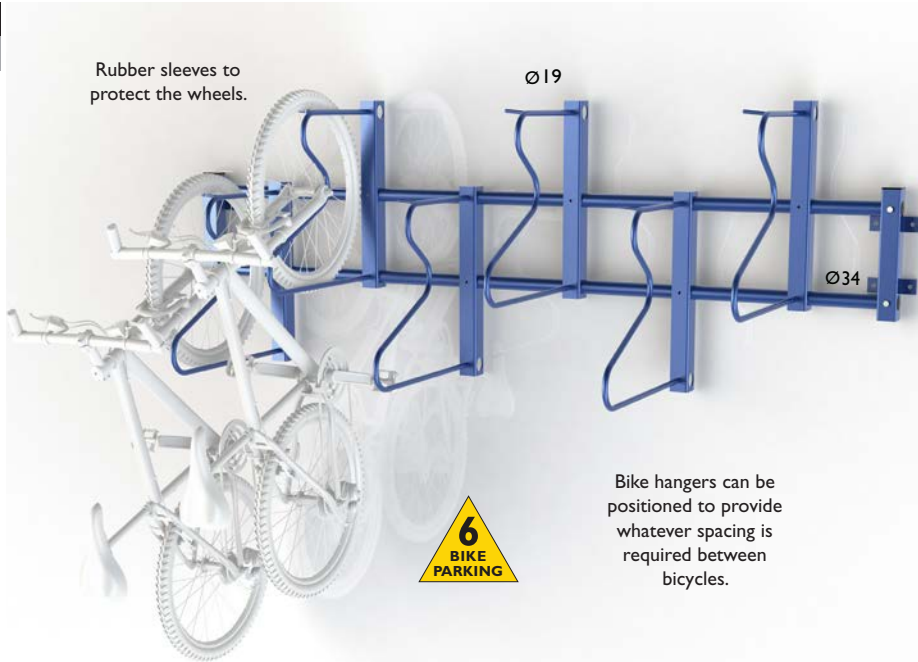
1300 780 450

BRV6WM Wall Mount

Space Saver Rack

Wall mounted single sided. Versatility of the design allows to park more bikes in allocated area.

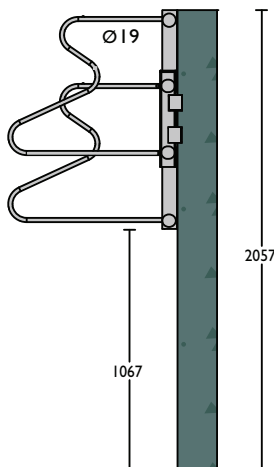
Comes in flat pack for easy assembly onsite & reduced transportation costs.



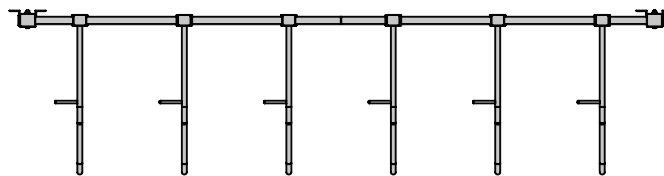
PLEASE NOTE: This product comes in galvanised finish as standard. However, it can be powder coated in a range of colours at an additional cost to suit requirements.

Bike hangers can be positioned to provide whatever spacing is required between bicycles.

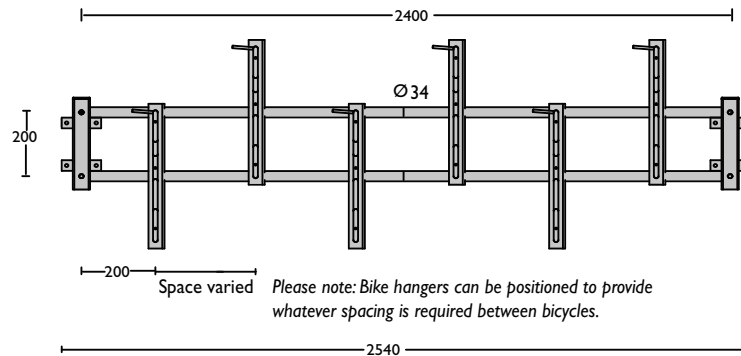
Side View



Top View



Front View



NEW SPACE SAVER RACK

Material Specifications (General)
34 x 3mm Beam / 60 x 30 x 2mm Angle
19 OD x 1.2mm Rail / Hot dipped galvanised



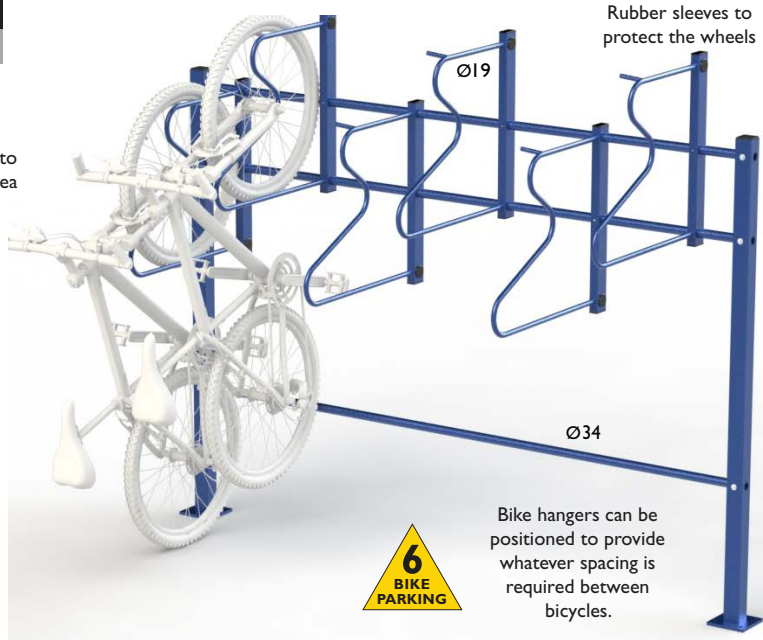
Bicycle Racks > Vertical

BRV6 Post Mount

Space Saver Rack

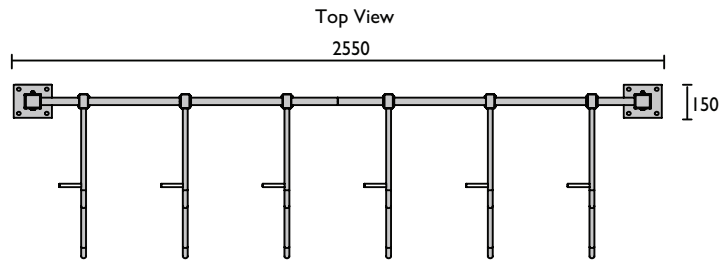
Post mounted single sided.
Versatility of the design allows to park more bikes in allocated area than horizontal racks.

Comes in flat pack for easy assembly onsite & reduced transportation costs.

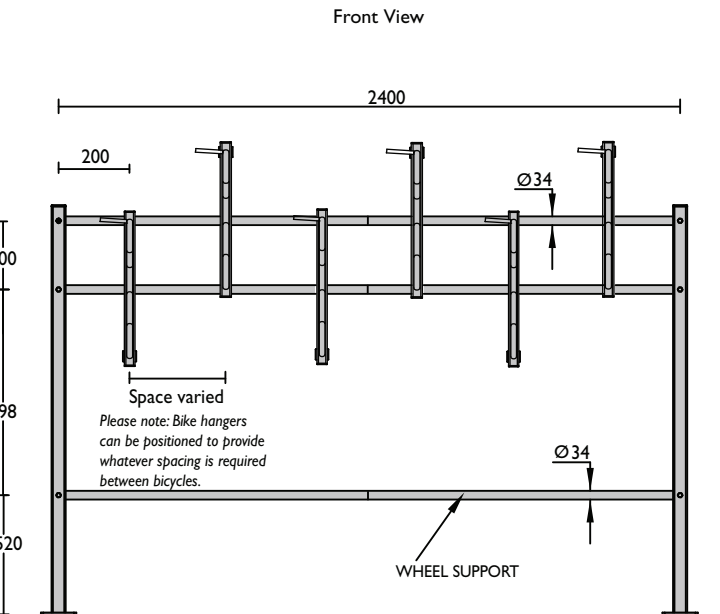


Bike hangers can be positioned to provide whatever spacing is required between bicycles.

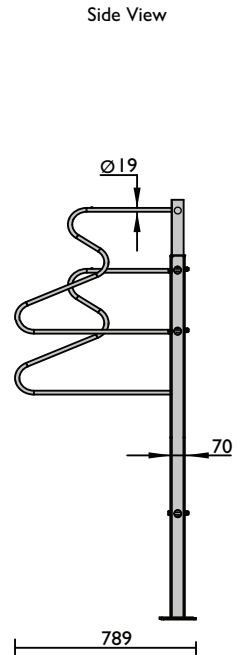
NEW SPACE SAVER RACK



Top View



Front View



Side View

Material Specifications (General)

70 x 70 x 2.5mm Post / 34 x 3mm Beam / 60 x 30 x 2mm Angle
19 OD x 1.2mm Rail / Hot dipped galvanised



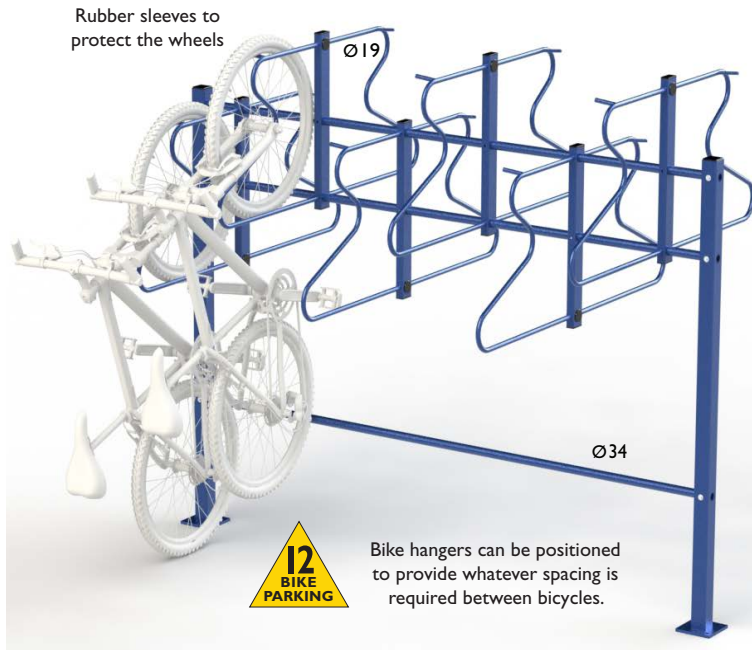
Bicycle Racks > Vertical

BRV12
Post Mount

Space Saver Rack

Post mounted double sided. Versatility of the design allows to park more bikes in allocated area than horizontal racks.

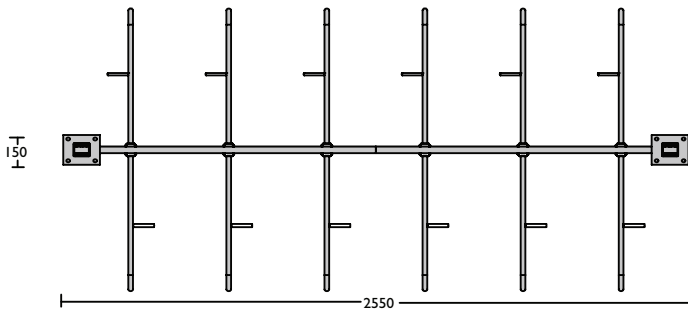
Comes in flat pack for easy assembly onsite & reduced transportation costs.



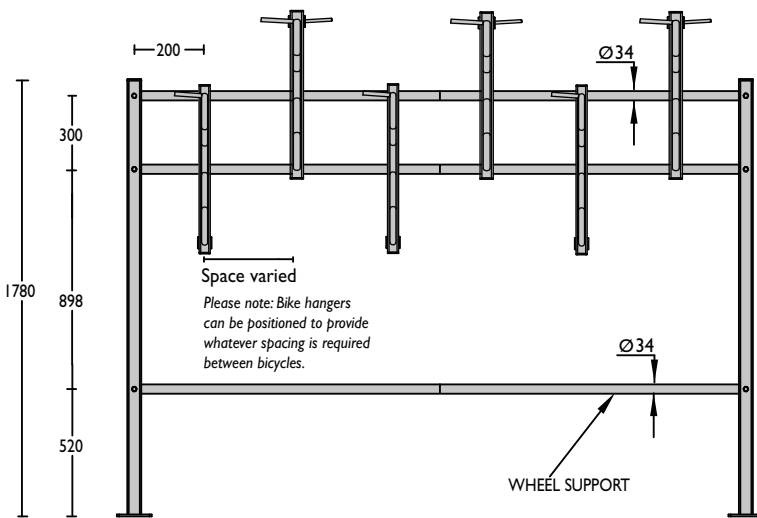
PLEASE NOTE:
This product comes in galvanised finish as standard. However, it can be powder coated in a range of colours at an additional cost to suit requirements.

NEW SPACE SAVER RACK

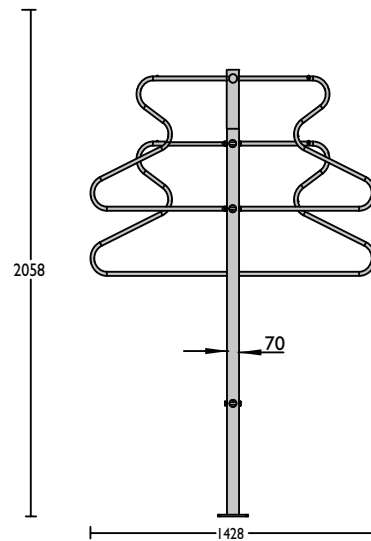
Top View



Front View



Side View



Material Specifications (General)
70 x 70 x 2.5mm Post / 34 x 3mm Beam / 60 x 30 x 2mm Angle
19 OD x 1.2mm Rail / Hot dipped galvanised





BIKE REPAIR STATIONS

Securabike has developed a range of bicycle repair and pump stations that are suitable for end-of-journey facilities, bicycle paths or any location where cyclists gather.

They are designed to allow cyclists to position their bicycle conveniently above ground to carry out routine maintenance and repairs.

All Securabike repair stations can be fitted with the optional tool package, tool baskets and Bicycle Repair Station signage.

Advantages

- Safely secures bicycle during repair
- Encourages regular bicycle maintenance
- Stores bicycle tools, spares and repair kits
- Frees-up work bench space

Applications

- End-of-journey facilities
- Bicycle retailers
- Home workshops
- Universities and colleges
- Bicycle paths and tracks



These products do not fall under the scope of AS2890.3.

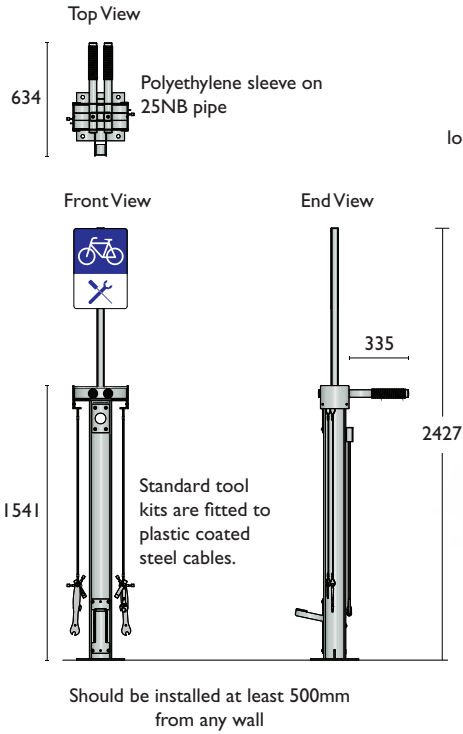
Repair Stations

Product Range

1300 780 450

BBS01

PLEASE NOTE: This product comes in galvanised finish as standard. However, it can be powder coated in a range of colours at an additional cost to suit requirements.



Bike repair signage
300 x 450

Suitable for both indoor and outdoor locations, it provides a sturdy repair station for servicing and maintenance.


Vandal resistant mesh cover to pressure gauge

Tool kit included

Integrated foot pump with pressure gauge fitted as standard



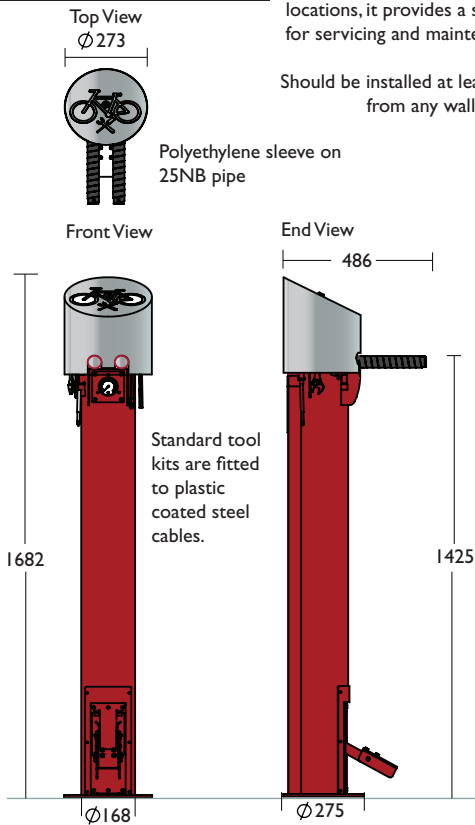
Optional signage: "This repair station is under electronic surveillance, vandals will be prosecuted."



BBS02

Suitable for both indoor and outdoor locations, it provides a sturdy repair station for servicing and maintenance.

Should be installed at least 500mm from any wall



Bike repair signage

Vandal resistant mesh cover to pressure gauge

Retractable tools

Vandal resistant stainless steel braided hose

Integrated foot pump with pressure gauge fitted as standard

Both Presta and Schrader valves included

Optional signage: "This repair station is under electronic surveillance, vandals will be prosecuted."



Material Specifications (General)

BBS01	120 x 120 x 2.8mm SHS / Hot dipped galvanised
BBS02	Ø168 / Ø273 Hot dipped galvanised pipe
Cable	5mm steel crimped wire rope

Introduction	1
Bicycle Facts	4
Design Guide	6
Product Selection	7
Consulting	12
Installation	13
Security Classes	14
PRODUCT RANGE	
Rails	15
Racks	23
Repair Stations	46
End-of-Journey	50
Cages	64
Lockers	68
Shelters	74
Scooters Racks	78
Other Products	80
AS2890.3 Overview	82
Packaging	85
Index	86

LATEST MODEL

Repair Stations

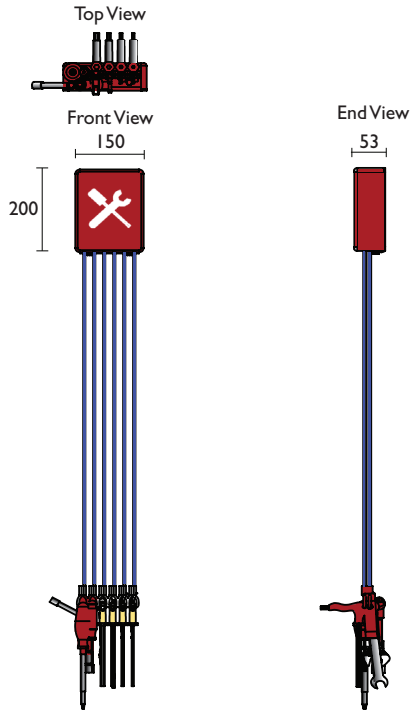
BBRS03

Wall Mounted


Wall mounted unit with standard bicycle repair station tools.

PLEASE NOTE:

This product comes in galvanised finish as standard. However, it can be powder coated in a range of colours at an additional cost to suit requirements.



Standard tool kits are fitted to plastic coated steel cables.



LATEST MODEL

Wall Mounted

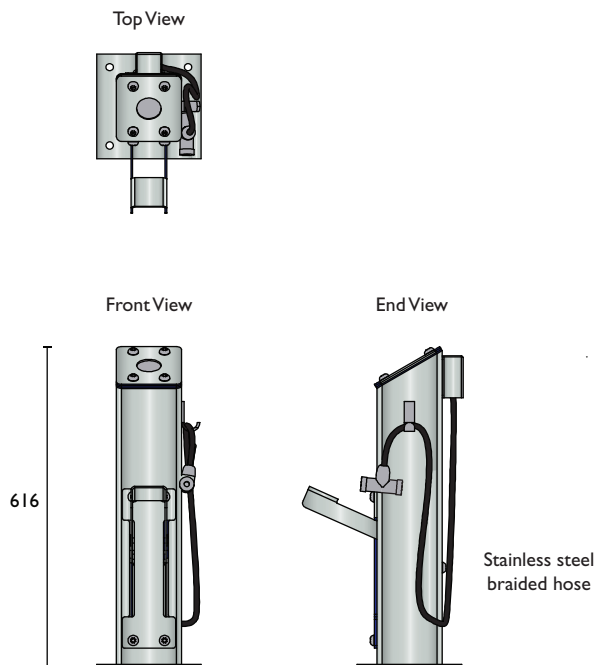
PLEASE NOTE:

This product comes in galvanised finish as standard. However, it can be powder coated in a range of colours at an additional cost to suit requirements.

BPS01

Pumping Station

When installing bike repair and pump stations care should be taken to minimise potential vandalism and tampering with the equipment. Units should be installed in well lit and popular locations, use of electronic surveillance such as CCTV is strongly recommended.



Pressure gauge

Foot pedal operation

A rugged bicycle pumping station that can be installed in either indoor or outdoor locations

Both Presta and Schrader valves included

Stainless steel braided hose



Material Specifications (General)

BPS01 120 x 120 x 2.8mm SHS / Hot dipped galvanised

Repair Stations

BRST01 Tool Kit

These are the tools normally provided and fitted to bike repair stations BBR501 and BBR502, they are also available as replacement tool kits.



Notes: Each tool is secured using a blue plastic-coated steel cable and crimped with an aluminium ferrule. Spare tool kits are supplied with the tool pre-attached to the security cable and crimped at both ends. Tools can be purchased separately or as a set (BRST01). Spare tools are available in full sets to replace vandalised or stolen tools.


Optional high security and vandal resistant tool sets available using 5mm galvanised chain.

BRPA02 Foot Pump Assembly



Industrial grade foot pump supported by a frame. It is located within the main structure to protect it from vandalism.

BRPG03 Pressure Gauge Assembly



Oil filled pressure gauge with steel plate frame and impact-resistant polycarbonate screen.

BRHP Hose Pump Assembly



Stainless steel braided hose, fitted with Presta and Schrader valves

BRVA Dual Valve Only





END OF JOURNEY FACILITIES

More and more environmentally conscious people are using bicycles as an alternative means of transport. This has also led to a substantial increase in cyclists riding to workplaces and tertiary education institutions.

Employers, property owners and campus administrators need to be aware of the growing responsibility to provide cyclists with adequate end-of-journey facilities that should include some or all of the following;

- Clothes lockers
- Secure bicycle parking and storage
- Change rooms provision
- Showers
- Toilets
- Wash basins.

Many state governments have published recommended bicycle parking provision rates for various residential, commercial and public buildings.

In some states such as Queensland guidelines are now in place for the provision of change rooms, toilets and showers in areas where bicycle parking and security is provided.

Applications include:

- Commercial workplaces
- Industrial complexes
- University and college campuses
- State and regional schools
- Railway stations



End-Of-Journey Facilities

Product
Range

1300 780 450



Leda's experienced staff can assist with layout designs and product selection to ensure you optimise the number of cyclists that can be accommodated.

End-of-journey facilities should provide cyclists with:

- Sufficient and adequate secure parking and storage facilities for their bicycles
- Adequate facilities for storing clothes and belongings, like back packs and panniers
- Change rooms, preferably with showers, toilets and wash basins.

The facilities should be easily accessible, if in a building, and really be located within 30 metres from the entrance of the building.

Leda have developed a number of standard cage designs that cater for both below and above ground applications, they can be modular or specifically designed to suit the building or project.


Our cages can be modified or changed to accommodate:

- Timber
- Steel mesh
- Stainless Steel wire cladding

Roof designs can be either:

- Flat, or
- Pitched

Optional guttering and downpipes can also be added.



Introduction 1

Bicycle Facts 4

Design Guide 6

Product Selection 7

Consulting 12

Installation 13

Security Classes 14

PRODUCT RANGE

Rails 15

Racks 23

Repair Stations 46

End-of-Journey 50

Cages 64

Lockers 68

Shelters 74

Scooters Racks 78

Other Products 80

AS2890.3 Overview 82

Packaging 85

Index 86


End-Of-Journey Facilities

UBC01 Module

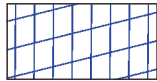
Metal cladding on roof for above ground applications



Choice of mesh cladding



71 x 9 x 4mm security mesh (higher anti-cutting protection) INFILLSCMESH



50 x 50 x 4mm galvanised wire mesh INFILLVVMESH



50 x 10mm timber slats INFILLTIM50

Pedestrian gate with magnetic lock and access control

The module can be supplied with roof and ceiling panels for above ground applications

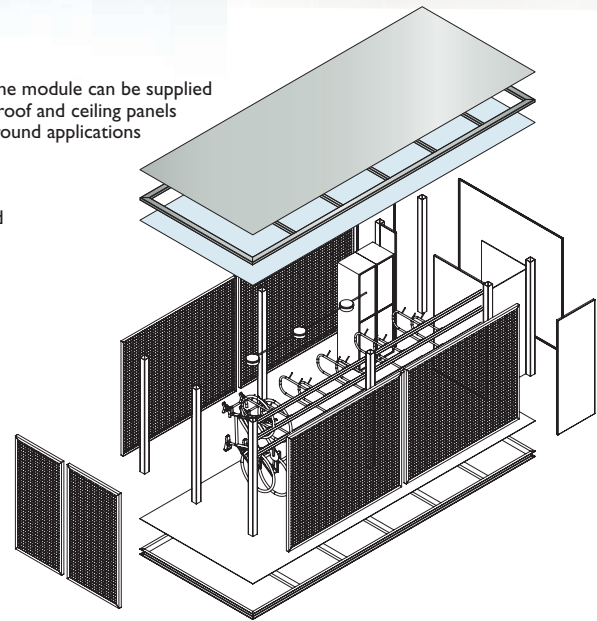
Retro-fit Installation

There is a growing need to build or 'retro-fit' secure bicycle parking areas and change rooms, showers and the like to existing buildings.

To avoid expensive building works, Securabike has designed a 'bike module' that can be used in both indoor and outdoor applications. The module is designed to fit into a single car space, and can be further expanded to occupy 2 or 3 car spaces.

Modules are supplied in kit form and can be quickly assembled once on site.


A single car space can accommodate secure bicycle parking, change area, shower and clothes lockers for up to 10 cyclists. In outdoor installations modules can be fitted with green solar powered hot water systems and lighting.



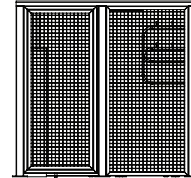
PLEASE NOTE: Rack selection and AS2890 compliance could reduce the quantity of bicycles to be parked within the cage. Please consult our sales team for free layout drawings and advice.



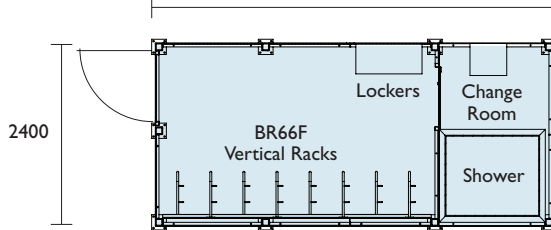
Side Elevation



Front Elevation



Plan View
5400



Converting 1 car space

Material Specifications (General)

Structure	100 x 100 / 100 x 50 steel sections / galvanised
Cladding	50 x 50 x 4mm / 71 x 9 x 4mm steel mesh / metal cladding / galvanised



End-Of-Journey Facilities

UBC02




Metal cladding on roof for above ground applications


Pedestrian gate with magnetic lock and access control

Either horizontal or vertical racks, or a combination of both can be used to store bicycles

Choice of mesh cladding



50 x 50 x 4mm galvanised wire mesh
INFILLWMESH



71 x 9 x 4mm security mesh (higher anti-cutting protection)
INFILLSMESH




50 x 10mm timber slats
INFILLTIM50

In underground installations, modules can be easily connected to mains power and water / drainage services and can be expanded to 2, 3 or more car spaces providing secure cages catering for a larger number of cyclists.


The Securabike modular design allows for the complete package to be delivered to the site in kit form and easily assembled thus avoiding the need for major building work.

PLEASE NOTE:
Rack selection and AS2890 compliance could reduce the quantity of bicycles to be parked within the cage. Please consult our sales team for free layout drawings and advice.

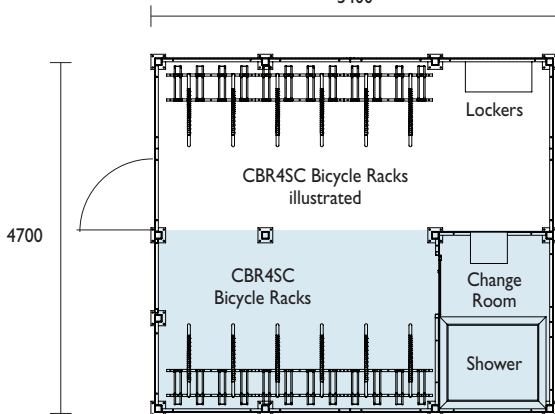
Side Elevation



Front Elevation / Section

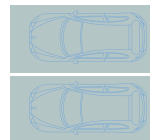


Plan View
5400



Modular wire mesh panels used to expand to 2 car spaces

UBC01 Module (Covered Top)



Converting 2 car spaces

Material Specifications (General)

Structure 100 x 100 / 100 x 50 steel sections / Galvanised
Cladding 50 x 50 x 4mm / 71 x 9 x 4mm steel mesh / Metal cladding / Galvanised



End-of-Journey > Multiple Rack Cages

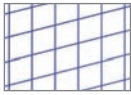
UBC03

Pedestrian gate with magnetic lock and access control


Metal cladding on roof for above ground applications



Choice of mesh cladding



50 x 50 x 4mm galvanised wire mesh
INFILLWMESH



71 x 9 x 4mm security mesh (higher anti-cutting protection)
INFILLSCMESH




50 x 10mm timber slats
INFILLTIM50

Either horizontal or vertical racks, or a combination of both can be used to store bicycles


Metal cladding to shower area

PLEASE NOTE: Rack selection and AS2890 compliance could reduce the quantity of bicycles to be parked within the cage. Please consult our sales team for free layout drawings and advice.

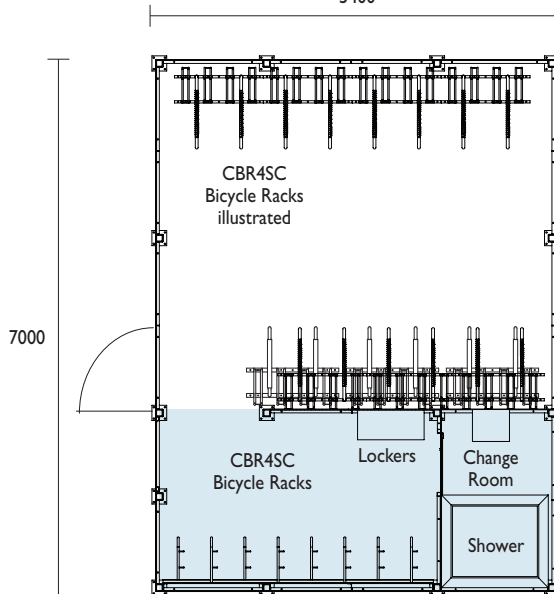
Side Elevation



Front Elevation / Section

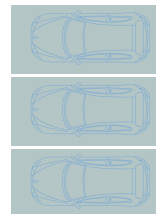


Plan View
5400



Modular wire mesh panels used to expand to 2 car spaces

UBC01 Module (Covered Top)



Converting 3 car spaces

Material Specifications (General)

Structure 100 x 100 / 100 x 50 steel sections / Galvanised
Cladding 50 x 50 x 4mm / 71 x 9 x 4mm steel mesh / Metal cladding / Galvanised



End-of-Journey > Multiple Rack Cages

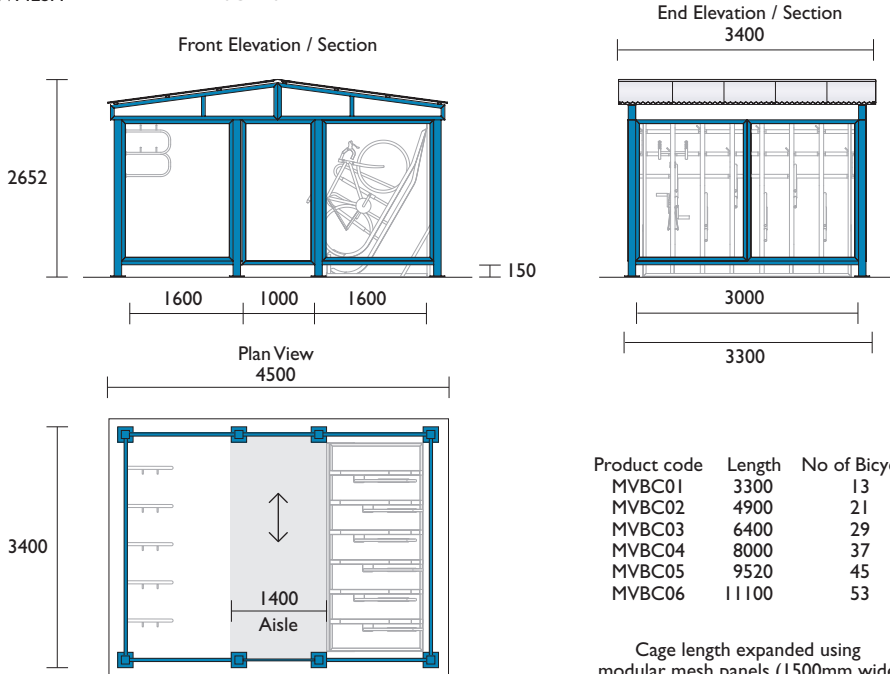
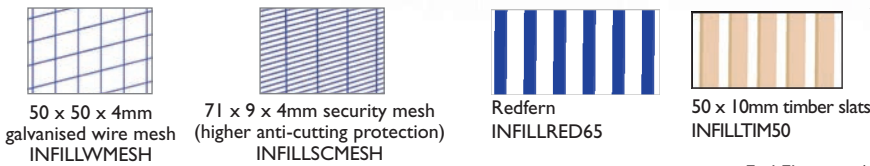
MVBC01
Vertical Single

Designed for vertical bicycle storage



PLEASE NOTE:
Rack selection and AS2890 compliance could reduce the quantity of bicycles to be parked within the cage. Please consult our sales team for free layout drawings and advice.

Modular mesh panels (1500mm wide) allow the length of the cage to be expanded to provide the required bicycle capacity



Cage length expanded using modular mesh panels (1500mm wide)

Material Specifications (General)

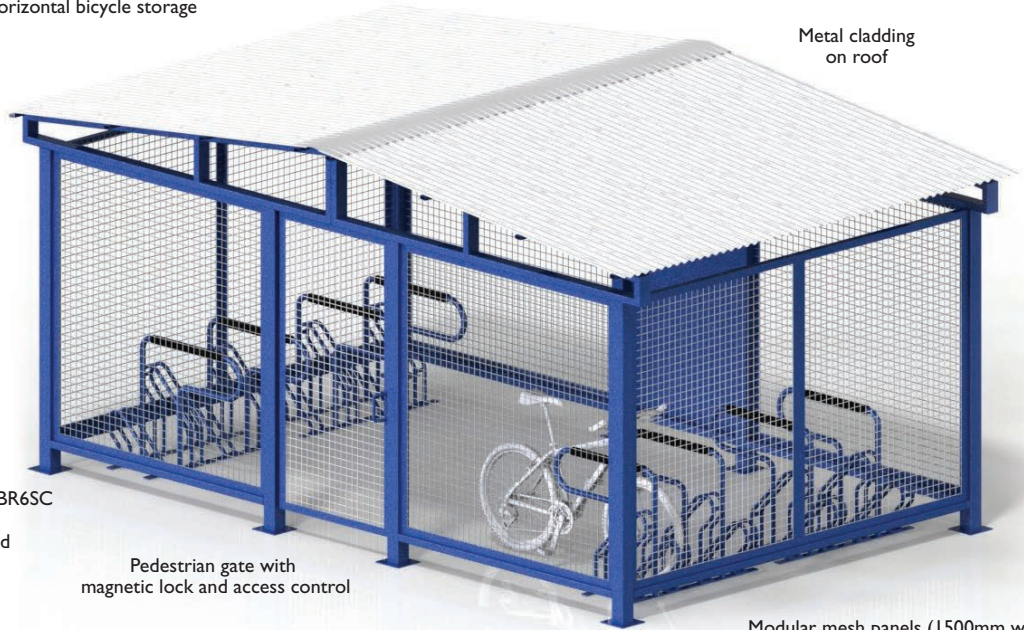
Structure 100 x 100 / 100 x 50 steel sections / Galvanised
Cladding 50 x 50 x 4mm / 71 x 9 x 4mm steel mesh / Metal cladding / Galvanised



End-of-Journey > Multiple Rack Cages

MHBC01 Horizontal Single

Designed for horizontal bicycle storage




Metal cladding on roof

CBR4SC & CBR6SC Racks illustrated


Pedestrian gate with magnetic lock and access control

Modular mesh panels (1500mm wide) allow the length of the cage to be expanded to provide the required bicycle capacity

PLEASE NOTE: Rack selection and AS2890 compliance could reduce the quantity of bicycles to be parked within the cage. Please consult our sales team for free layout drawings and advice.



50 x 50 x 4mm alvanised wire mesh
INFILLWMESH



71 x 9 x 4mm security mesh (higher anti-cutting protection)
INFILLSCMESH



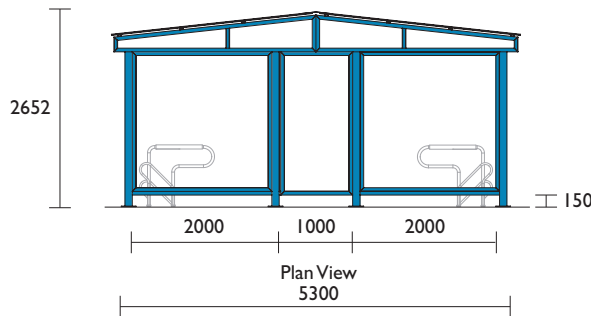
Redfern
INFILLRED65



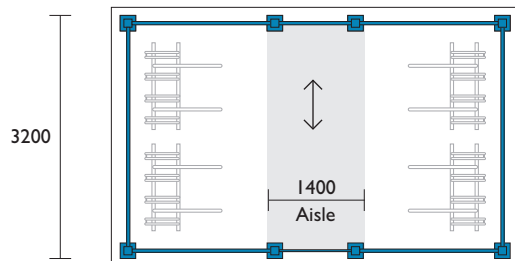
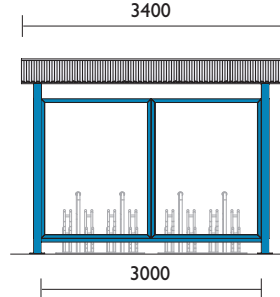
50 x 10mm timber slats
INFILLTIM50

Choice of mesh cladding

Front Elevation / Section



End Elevation / Section



Product code	Length	No of Bicycles
MHBC01	3200	16
MHBC02	4800	28
MHBC03	6300	36
MHBC04	7900	48
MHBC05	9400	56
MHBC06	11000	68

Cage length expanded using modular mesh panels (1500mm wide)

Material Specifications (General)

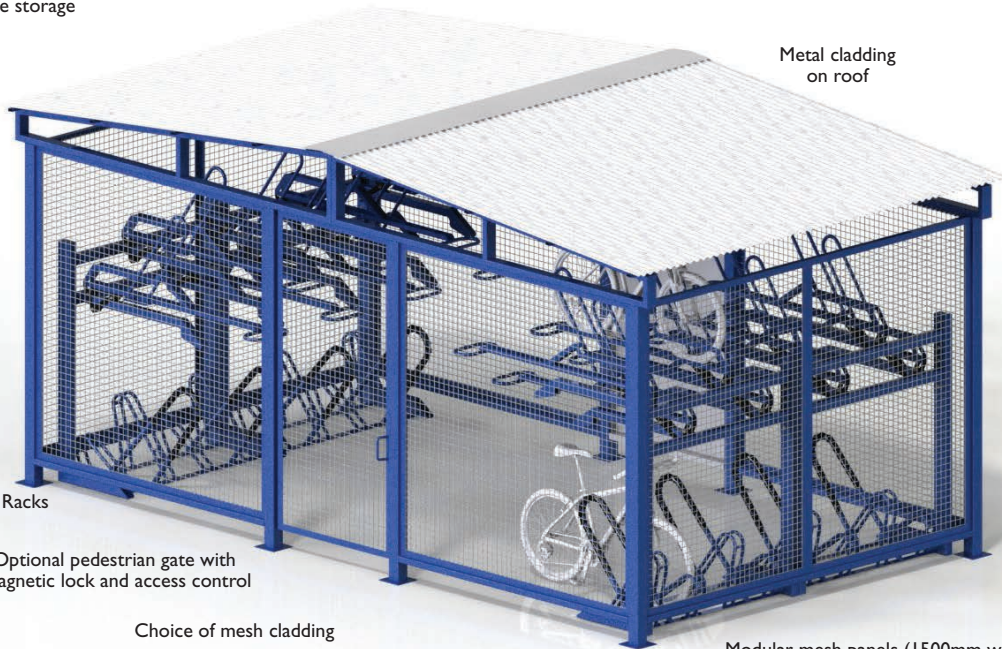
Structure 100 x 100 / 100 x 50 steel sections / Galvanised
Cladding 50 x 50 x 4mm / 71 x 9 x 4mm steel mesh / Metal cladding / Galvanised



End-of-Journey > Multiple Rack Cages

MHBC21 Horizontal Double

Designed for double horizontal bicycle storage

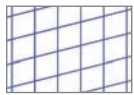


CBR10GS / CBR2GS Racks illustrated


Optional pedestrian gate with magnetic lock and access control

Metal cladding on roof

Choice of mesh cladding



50 x 50 x 4mm galvanised wire mesh
INFILLWMESH



71 x 9 x 4mm security mesh (higher anti-cutting protection)
INFILLSCMESH

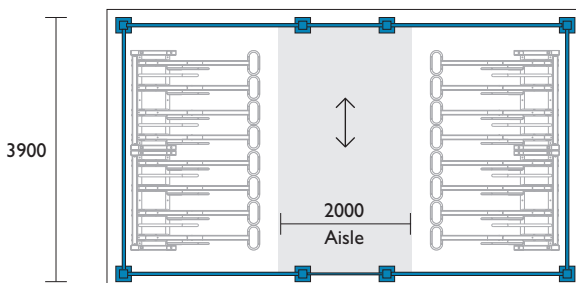
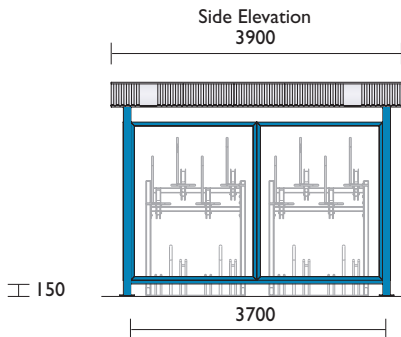
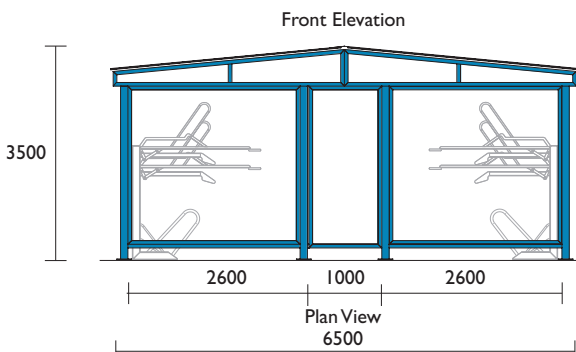


Redfern
INFILLRED65



50 x 10mm timber slats
INFILLTIM50

Modular mesh panels (1500mm wide) allow the length of the cage to be expanded to provide the required bicycle capacity



Product code	Length	No of Bicycles
MHBC21	3700	28
MHBC22	5300	40
MHBC23	6800	58
MHBC24	8400	68
MHBC25	9900	84
MHBC26	11500	96

Cage length expanded using modular mesh panels (1500mm wide)

Material Specifications (General)

Structure 100 x 100 / 100 x 50 steel sections / Galvanised
Cladding 50 x 50 x 4mm / 71 x 9 x 4mm steel mesh / Metal cladding / Galvanised



End-of-Journey > Multiple Rack Cages

MHBC68

Palm Cove Cage

The Securabike approach to designing bicycle cages and shelters is that they are:

- Open and inviting
- Safe and secure
- Modern and attractive
- Easy to use

Various steel roof options
optional Polycarbonate panels



CBR2GS / BBR501 shown


PLEASE NOTE:

Rack selection and AS2890 compliance could reduce the quantity of bicycles to be parked within the cage. Please consult our sales team for free layout drawings and advice.


Choice of mesh cladding:



Stainless Steel Wires
INFILLSSW



50 x 50 x 4mm galvanised mesh
INFILLWMESH



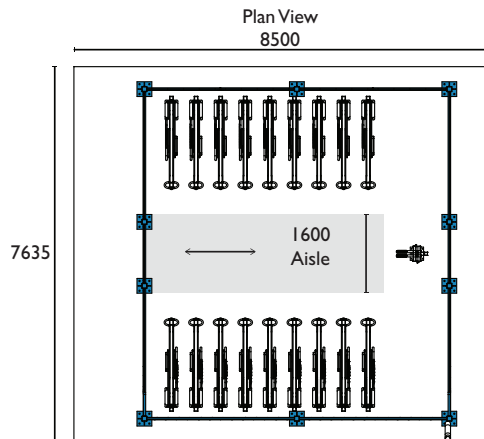
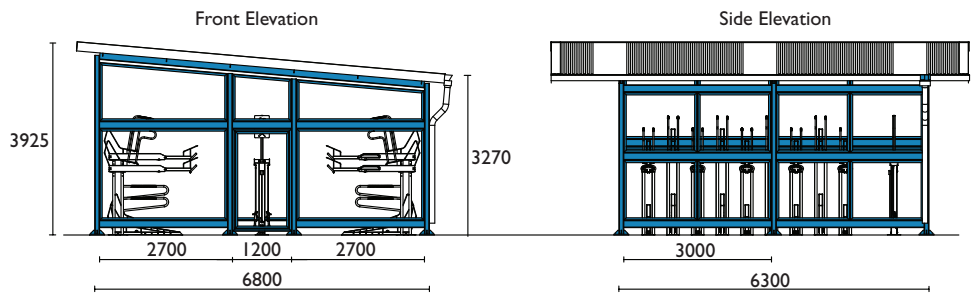
71 x 9 x 4mm anti-climb mesh
INFILLSCMESH



Redfern
INFILLRED65



50 x 10mm timber slats
INFILLTIM50



The Palm Cove is a modular design that can be expanded using 1500mm wide panels

Product code	Length	No. of Bicycles	No. of Bicycles with BBR501
MHBC68	5500	20	12
MHBC69	7000	32	24
MHBC70	8500	44	36
MHBC71	10000	56	48
MHBC72	11500	68	60

Material Specifications (General)

Structure 100 x 100 x 5mm SHS / 150 x 50mm FIRMLOK® / 50 x 50 x 4mm steel angles
Cladding Various (See Above)
Finish Hot dipped galvanised



FBC24


Cage Fence

This modular fence system allows for customisation of your bicycle enclosure. The panels bolt together in a frame making installation easy. Used in underground car parks or where no roof is required.

Each 1200mm section includes 1 post and 1 mesh section. The mesh sections can also be joined to enable a post every 2400mm which can reduce costs further.

50x50x4mm galvanised wire mesh insert

50x10 timber slats



Material Specifications (General)

50 x 50 x 4mm / 71 x 9 x 4mm steel mesh / Metal cladding / Galvanised / Powder coated in a range of colours at an extra cost





Access Control and Electronic Locking Systems

Using technology developed in our other operating divisions, Securabike can design and incorporate a variety of pedestrian access control methods using either manual or electronic systems.

In addition to providing added security for the cyclist, access control systems are also designed to:

- Effectively and economically operate the system
- Minimise the administration time in managing the facility
- Foster greater cage utilisation and bicycle use
- Guarantee a friendlier user system
- Offer potential revenue to recover capital costs.



Pedestrian Swing Gates for Multiple Rack Cages

Securabike's pedestrian swing gates are designed to provide a 1 metre opening, and are available in 1.8m, 2.1m or 2.4m heights.

The gates are available in different finishes and with a number of infill options. Hinging can be left or right handed, and there are also options on locking mechanisms and automatic closers.






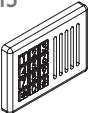
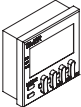


Security
PSWS

Industrial
RPS

Premier
FPSS01

Premier
RPSS




System Options include:	
PRODUCT CODE	Details
PIN 	PIN code entry numerical pad.
PROX 	Programmable proximity cards. (Contactless access control)
PB 	Push button controller.
KS 	Key switch controller. Sprung or hold to operate options.
GSM1 	GSM gate kit allows authorised users to call the gate to open or close it. There is no charge to the caller and owners supply a basic SIM card to be used in the kit. The Basic system allows for the control of authorised users without an audit function.
GSM3 	As GSM1 with addition of a wireless intercom.
GATETIMER 	Additional time settings for operations before or after an event. Eg. 'open every morning at 6am'

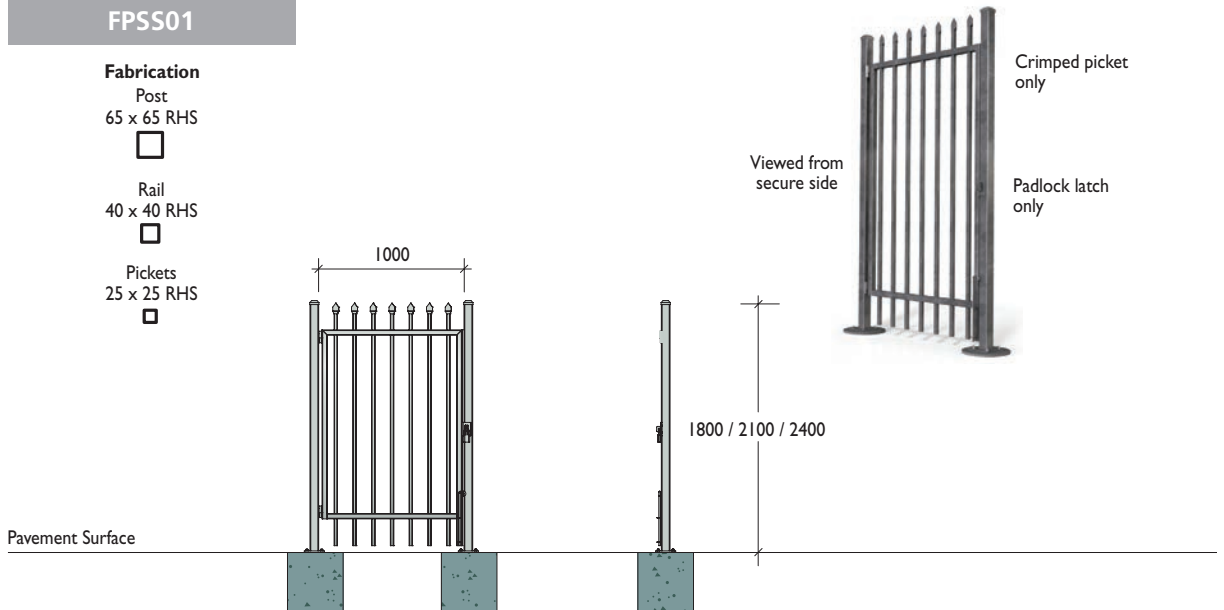
Door Hardware:	
PRODUCT CODE	Details
240-33 	Door handle
7303 	Door closer
NI101-25 	Mortice lock
CLAU#.MS.SPLC 	Mortice lock with ID card reader. With lever and cards
E5070-626-SAC 	Push button locks Pin code entry and free to exit
SS087 	Strike Shield Stainless steel
ED22NLCDSIL 	Free to exit latch
KML-2 	Electromagnetic lock Holding force 270kgs
KES200Z 	Electric strike
DSS84 	Door stopper Four point wall fixing
KH31 RHSSS 	Self closing hinge KH31 RHSSS self closing hinges right hand door KHS31 LHSSS self closing hinges left hand door

End-of-Journey > Pedestrian Gates

Premier
FPSS01

Fabrication

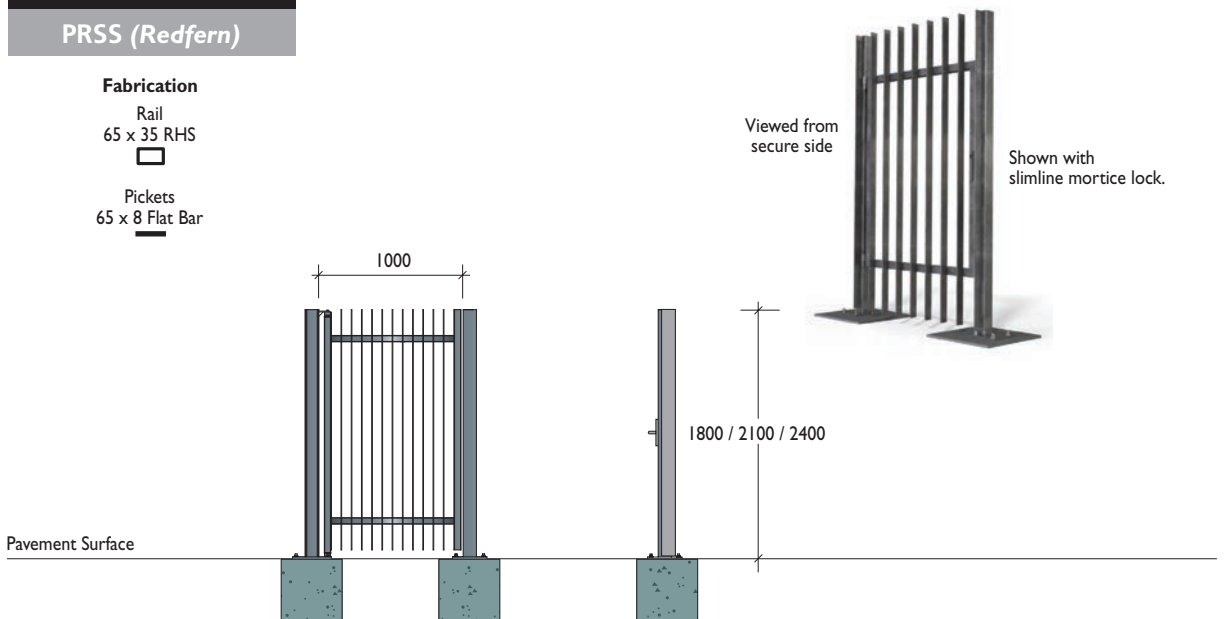
- Post
65 x 65 RHS
- 
- Rail
40 x 40 RHS
- 
- Pickets
25 x 25 RHS
- 



Industrial
PRSS (Redfern)

Fabrication

- Rail
65 x 35 RHS
- 
- Pickets
65 x 8 Flat Bar
- 



Duty Level	Code	Width	Height Range	Infill Range	Top Extension	Post Fixing
Premier	FPSS01 suits Premier fencing	1.0m only	1.8m / 2.1m / 2.4m	RHS Pickets only	TC	Fixed or Baseplate
Industrial	PRSS (Redfern) suits Redfern fencing	1.0m only	1.8m / 2.1m / 2.4m	Flat Bar	N/a	Baseplate
	RPGS (RAAF)	1.25m only	2.125m	Full Range	Full Range on o/head rail	Baseplate
Security	PSWS no o/head rail	1.0m only	1.8m-2.7m 0.3m increments	Full Range	Full Range	Fixed or Baseplate
	PSWSC with o/head rail	1.0m only	2.1m-2.7m 0.3m increments	Full Range	Full Range on o/head rail	Fixed or Baseplate

Industrial

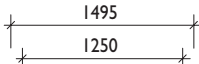
RPGS

Fabrication

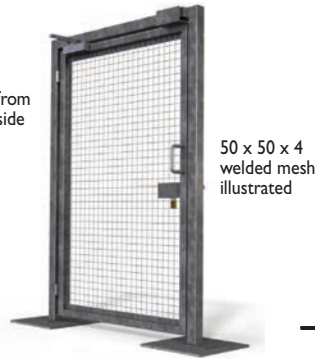
Frame
75 x 75 RHS



Frame
50 x 50 RHS



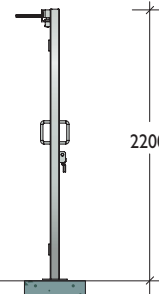
Viewed from secure side



50 x 50 x 4 welded mesh illustrated

Optional Disabled Access Kit

- Low energy (DDA compliant) 240V / 2.5A
- Complies with emergency exit requirements
- Controlled via a PLC
- Programmable to work with access control systems
- Other options include UPS function, electric locking and safety sensor.



Pavement Surface



Security

PSWS / PSWSC

Fabrication


Post / O/head Rail
75 x 75 RHS



Frame
50 x 50 RHS

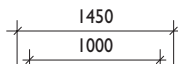


PSWS

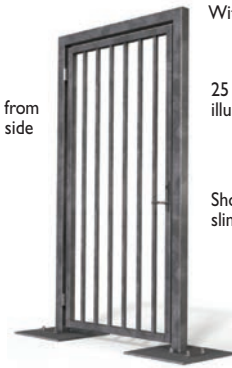


With overhead rail

PSWSC



Viewed from secure side

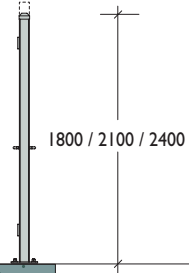


With overhead rail

25 x 25 RHS pickets illustrated

Shown with slimline mortice lock.

25 x 25 RHS pickets illustrated
> Refer to p76 for infill options




Pavement Surface



Lock Options					Auto Closer	Finish		
Padlock	Drop Bolt	Mortice	Magnetic	Electric		Hot Dip Gal	Powdercoat	Wet Spray
Standard	Standard	N/a	N/a	N/a	N/a	Incl	Extra	Opt
N/a	N/a	Optional	Optional	Optional	Optional	Incl	Extra	Opt
Optional	Optional	Optional	Optional	Optional	Optional	Incl	Extra	Opt
Optional	Optional	Optional	Optional	Optional	N/a	Incl	Extra	Opt
Optional	Optional	Optional	Optional	Optional	Optional	Incl	Extra	Opt



BIKE CAGES



Securabike's bicycle cages are designed to provide cyclists with excellent security for their bicycles. The cages can be provided as fully assembled unit or in flat pack (for shipping purposes) which can be easily assembled once on site.

A range of locking systems including master keying are available on cages. They can also be finished in a range of powdercoat colours at an additional cost.

Steel mesh cages provide good visibility and excellent security and are a practical alternative to lockers, particularly where there is a need to cater for large number of cyclists such as apartment and office buildings or railway stations and bus interchanges.

Cages are also ideal in basement locations where fire or sprinkler regulations may prohibit the installation of metal sheet clad lockers.

Ideally, cages should be positioned where they are easily accessible from the street (within 30 metres if possible) and close to showers and change facilities.

Advantages

- Provide Class 2 Security (AS2890.3)
- Cages have unique keying system
- Can be tailored to suit application
- Only casual surveillance required
- Best suited for medium to long term parking
- A cost effective alternative to fully enclosed lockers.


Applications

- Commercial & industrial sites
- Residential apartment buildings
- Educational facilities
- Railway stations
- Bus interchanges

Cages

Product Range

1300 780 450



Bicycle Cages

Fully enclosed steel mesh cages provide good visibility and excellent security and are supplied in vertical storage (minimal floor area) or horizontal configuration.

Securabike cages include:

- Standard hasp and staple
- Wheel rail – provides easy central location of bicycles
- Standard cages include one side panel and one door panel and the last cage requires a closure panel.

Finish

Cages are supplied standard in a galvanized finish. Powder coating, in a range of colours, is available at extra cost.

Cages Options

- Back and roof mesh panels
- Metal roof and flashings
- Master keying system
- Vandal-resistant T handle
- Secure 3-way locking

Introduction	1
Bicycle Facts	4
Design Guide	6
Product Selection	7
Consulting	12
Installation	13
Security Classes	14
PRODUCT RANGE	
Rails	15
Racks	23
Repair Stations	46
End-of-Journey	50
Cages	64
Lockers	68
Shelters	74
Scooters Racks	78
Other Products	80
AS2890.3 Overview	82
Packaging	85
Index	86

Cages

MBL16S

Modular

Standard Unit
Side Panel x 1 + Front Gate
no roof, no rear panel

The MBL16S is used for a line of cages against a wall. As often in underground areas the roof is optional MR717

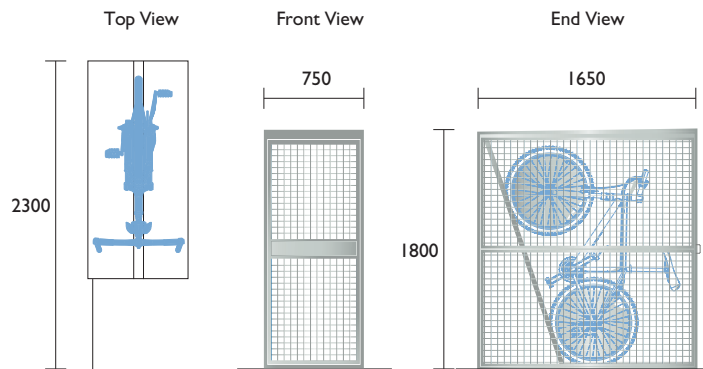


Hasp and staple allows cyclists to use their own U lock or padlock

Range of other locks available at an extra cost



PLEASE NOTE:
This product comes in galvanised finish as standard. However, it can be powder coated in a range of colours at an additional cost to suit requirements.



MBL16S x 4



Material Specifications (General)

MBL16S 25 x 25 x 1.6mm SHS / 50 x 50 x 4mm steel mesh / Galvanised



Cages

MBL16C

Closure Unit

Side Panels x 2 + Front Gate + Roof
Add MR719 for optional backing panel for free standing.



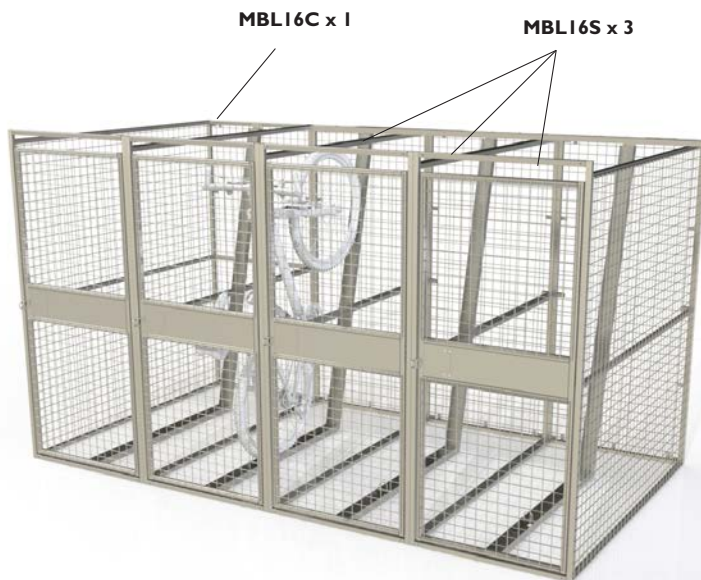
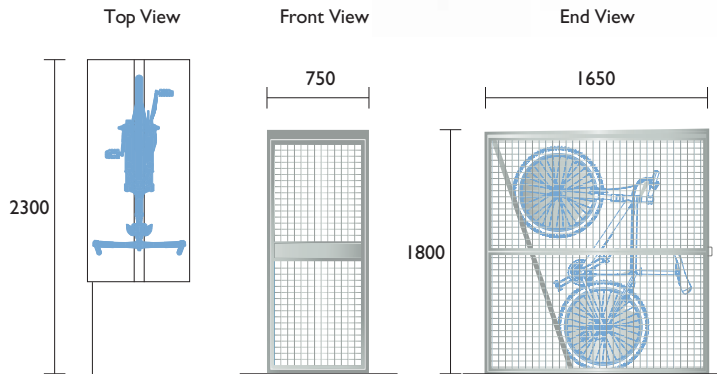
Hasp and staple allows cyclists to use their own U lock or padlock

Range of other locks available at an extra cost

- Options
- MR717 Cage roof panel
- MR718 Cage side panel
- MR719 Cage rear panel



PLEASE NOTE:
This product comes in galvanised finish as standard. However, it can be powder coated in a range of colours at an additional cost to suit requirements.



Material Specifications (General)

MBL16C 25 x 25 x 1.6mm SHS / 50 x 50 x 4mm steel mesh / Galvanised





BIKE LOCKERS



Fully enclosed galvanised steel lockers provide the highest level of security (Class 1) to AS2890.3. While they are the most popular secure parking for cyclists, they are the most expensive bike parking option.

Securabike's BSL and BVLH lockers are in wide use in various state and metropolitan rail networks, making them a widely-specified and used locker.

Securabike bicycle lockers are available in both horizontal and vertical models and are manufactured from 1.6mm galvanised sheeting for maximum durability and corrosive resistance (BSL18S and BSL18D). They can also be powder coated in a range of colours at an extra cost. Some models are now available in stainless steel (grade 316) to cater for locations near the seafront where corrosion is a concern.

Horizontal lockers have been designed as a demountable unit and are supplied either as a flat pack or pre-assembled. Flat packs offer substantial freight savings, particularly if being

transported to regional or interstate locations. They are supplied in single or the more popular and cost-effective double locker.

Vertical lockers can be manufactured demountable or flatpack in 2, 3 or 4 locker modules which are constructed around a steel frame providing robust, high vandal-resistant security.

Advantages

- Provide the highest level of security – Class 1
- Modular system tailored to suit application
- Single, double or vertical configuration
- Protects bicycle from weather
- Bicycle is hidden from view
- Surveillance not normally required
- Best suited for long term parking
- Individual locking with master keying system

Applications

- Railway stations and bus interchanges
- Park and ride terminals
- Workplaces
- University and college campuses
- Apartments

Lockers


Securabike Economy Range is supplied with standard hasp and staple that allows cyclists to use their own U lock or padlock. All other models come with three point locking system with T handle as standard. Securabike lockers can be integrated with Electronic Locking System at an additional cost. Please contact sales for more information.

Recommended options



HSL

Hasp and staple – allows the cyclist to use their own U locks or padlock



VRTH

Vandal-resistant T handle – spring-loaded handle locates flush when not being used, to minimise vandalism



MKL

Master keying – recommended for multiple locker installations to provide improved locker management and security



MHH

Metal hanging hooks – for helmets and apparel




LVPI

Ventilation panels – provides air movement and also allows inspection to ensure lockers are in use, and being used correctly

Electronic Locking System



Securabike has developed an electronic locking system for its range of lockers, cages and compounds. The system is designed to provide greater utilisation of the lockers while increasing security and minimising management costs.



Management Plan

Securabike's many years' experience in supplying and maintaining bicycle lockers has highlighted the need to develop a management plan to ensure the best possible utilisation of the lockers, what security should be provided and what the cyclist needs to provide. Additionally, Securabike can advise on what service and maintenance needs are required to maximise the life expectancy of the lockers.

Finish

Lockers are supplied standard in a galvanised steel finish. Powder coating, in a range of colours, is available at extra cost.

Introduction	1
Bicycle Facts	4
Design Guide	6
Product Selection	7
Consulting	12
Installation	13
Security Classes	14
PRODUCT RANGE	
Rails	15
Racks	23
Repair Stations	46
End-of-Journey	50
Cages	64
Lockers	68
Shelters	74
Scooters Racks	78
Other Products	80
AS2890.3 Overview	82
Packaging	85
Index	86

Lockers

TBL18S

Economy Range

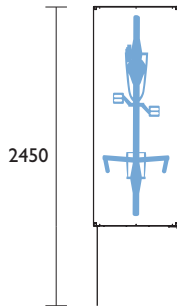
Comes with hasp and staple as standard lock.
Range of other locks available at an additional cost. Please contact sales.

Securabike's most cost effective bicycle locker. This design is supplied in knock down kit form. It uses a tubular steel frame that clips together. The door and cladding are then attached by pop rivets. Quick and easy to assemble and install.



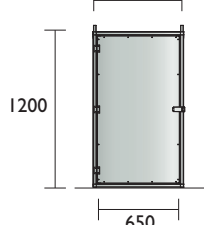
Galvanised sheet cladding

TBL18S
Plan View



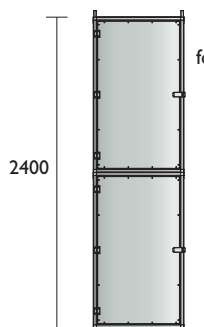
PLEASE NOTE:
This product comes in galvanised finish as standard. However, it can be powder coated in a range of colours at an additional cost to suit requirements.

Front View
700



650
Clear Door Opening

Front View
Stackable



Hasp and staple for cyclists to provide their own padlock.



Optional (TBL RAMP) wheel ramp
Optional stencil signage

SUITABLE FOR STACKING TWO HIGH

Material Specifications (General)

TBL18S	25 x 25mm RHS steel frame
	0.8mm galvanised metal sheet
Finish	Galvanised



Lockers

BVLH1 Vertical Locker

Comes with three point locking system with T handle as standard. Range of other locks available at an additional cost upon request.


This vertical bicycle locker features the smallest footprint of all bicycle lockers and is best suited for sites requiring the highest degree of storage density. The bicycle is suspended on an internal wheel hook with two additional hooks that can be used for helmets or clothing.

A sturdy internal frame with galvanised sheeting is further strengthened through the use of steel corner brackets.



Creased roof panel to provide strength and fall for water run-off (stiffener channel under roof panel)

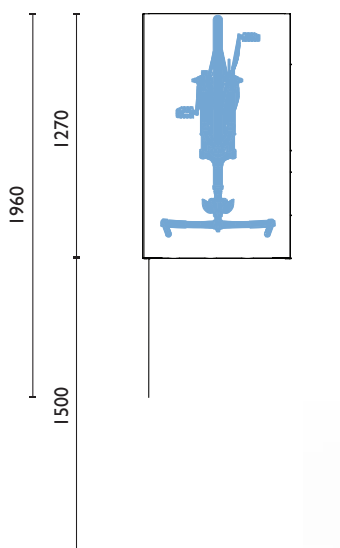
Optional stencil signage



T handle provides improved vandal resistance and allows master keying

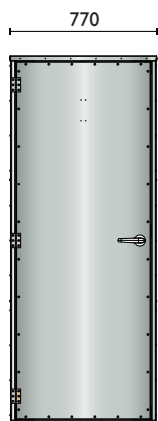
Three point secure locking

Plan View



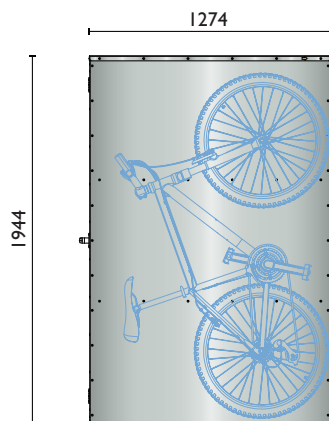
PLEASE NOTE: This product comes in galvanised finish as standard. However, it can be powder coated in a range of colours at an additional cost to suit requirements.

Front View



690
Clear Door Opening

Side View



Material Specifications (General)

Material	0.8mm metal sheet
Inclusions	Reinforced door & roof stiffeners, wheel rail Clothes / helmet hooks, 3-way locking
Finish	Galvanised



Lockers

BSL18S

Horizontal

Comes with three point locking system with T handle as standard.
Range of other locks available at an additional cost upon request.


Single locker with horizontal storage
Ideal where only single-sided access is available

Creased roof panel to provide strength and fall for water run-off (stiffener channel underneath)

PLEASE NOTE:
This product comes in galvanised finish as standard. However, it can be powder coated in a range of colours at an additional cost to suit requirements.



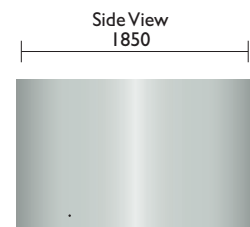
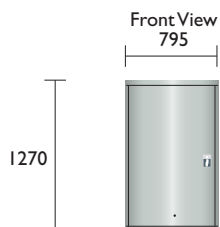
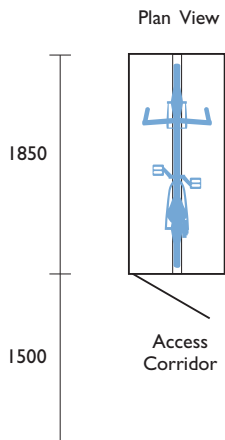
Optional stencil signage



T handle provides improved vandal resistance and allows master keying

Three point secure locking

10mm hole for scope camera



Material Specifications (General)

Material 1.6mm Galvabond® sheet
Inclusions Reinforced door & roof stiffeners, wheel rail, pull-out channel on 2 storey lockers. Clothes / helmet hooks, 3-way locking, security camera access
Finish Galvanised



Lockers

BSL18D
Horizontal

Comes with three point locking system with T handle as standard.
Range of other locks available at an additional cost upon request.


Double locker with horizontal storage

BSL18D
Galvabond®
SBSL18D
Stainless Steel

Optional ventilation panel

Creased roof panel to provide strength and fall for water run-off (stiffener channel underneath)

Optional stencil signage



T handle provides improved vandal resistance and allows master keying

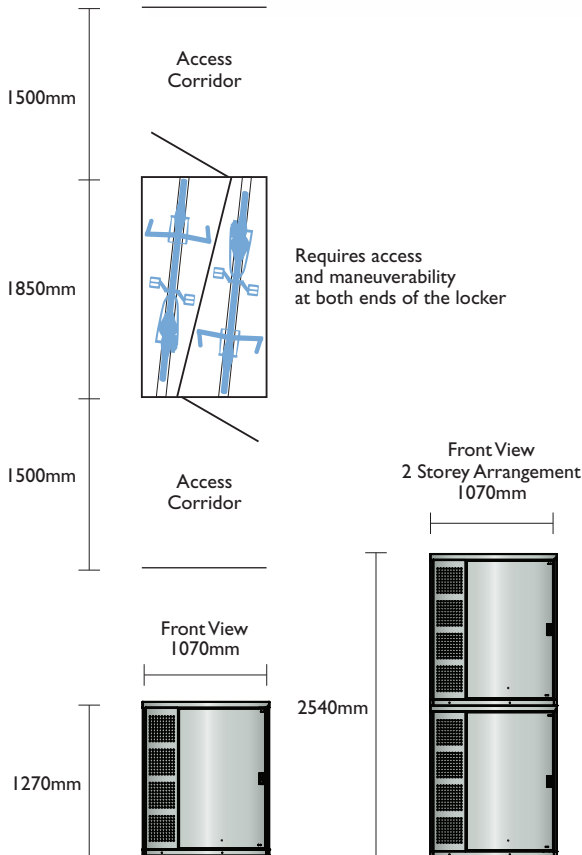
Three point secure locking

10mm hole for scope camera

PLEASE NOTE:
This product comes in galvanised finish as standard. However, it can be powder coated in a range of colours at an additional cost to suit requirements.

MOST POPULAR MODEL

Plan View



Suitable for stacking two high



Optional (TBL ramp) wheel ramp or Securabike's unique gas strut power assist system.

Material Specifications (General)

Material 1.6mm Galvabond® sheet
Inclusions Reinforced door & roof stiffeners, clothes / helmet hooks, 3-way locking, security camera access
Finish Galvansied steel





BIKE SHELTERS



When providing bicycle parking at outside locations, consideration should be given to also providing protection against the elements, particularly in locations where the bicycles are parked long-term.

Securabike's aesthetically attractive range provides the flexibility of several price options and can accommodate a number of various Securabike bicycle rack models. Guttering and downpipes are non-standard but can be added as an option.

Advantages

- Protects bicycle from the elements
- Protects cyclist during arrival and departure
- Best suited for long-term parking
- Clearly defines the bicycle parking area
- Aesthetically attractive
- Shelter for up to 32 bicycles per module

Note.

These products do not fall under the scope of AS2890.3.

Applications

- University and colleges
- Schools
- Bus interchanges
- Workplaces
- Shopping centres



Note.

While the popular CBR4SC bicycle rack has been displayed throughout the Shelter range, alternative bicycle rack models can be used. Please check with your nearest Securabike sales office to confirm suitable models.

Bicycle Shelters

Product Range

1300 780 450

BSS04

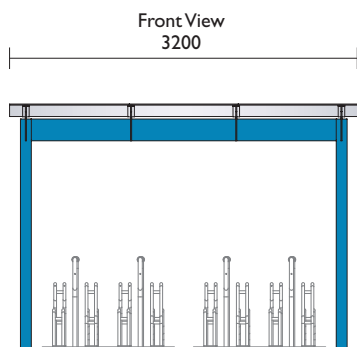
CBR4SC bicycle racks displayed throughout the *Shelter* range, please check with your Securabike office for other suitable racks.

Structural steel support frame

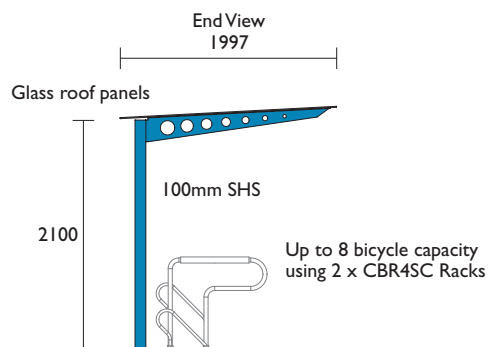
Polycarbonate roof panels



CBR4SC Racks displayed



Front View
3200



End View
1997

Glass roof panels

100mm SHS

2100

Up to 8 bicycle capacity using 2 x CBR4SC Racks

BSD04

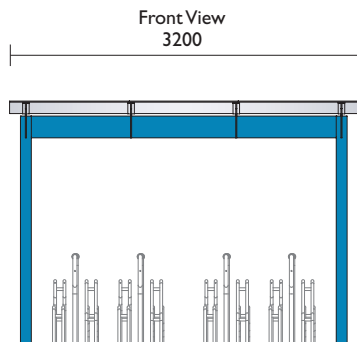
CBR4SC bicycle racks displayed throughout the *Shelter* range, please check with your Securabike office for other suitable racks.

Structural steel support frame

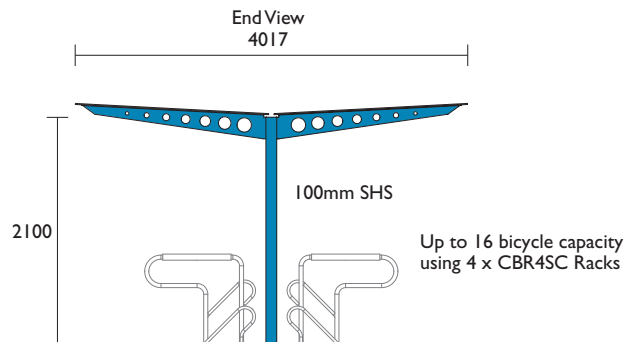
Polycarbonate roof panels



CBR4SC Racks displayed



Front View
3200



End View
4017

100mm SHS

2100

Up to 16 bicycle capacity using 4 x CBR4SC Racks

Material Specifications (General)

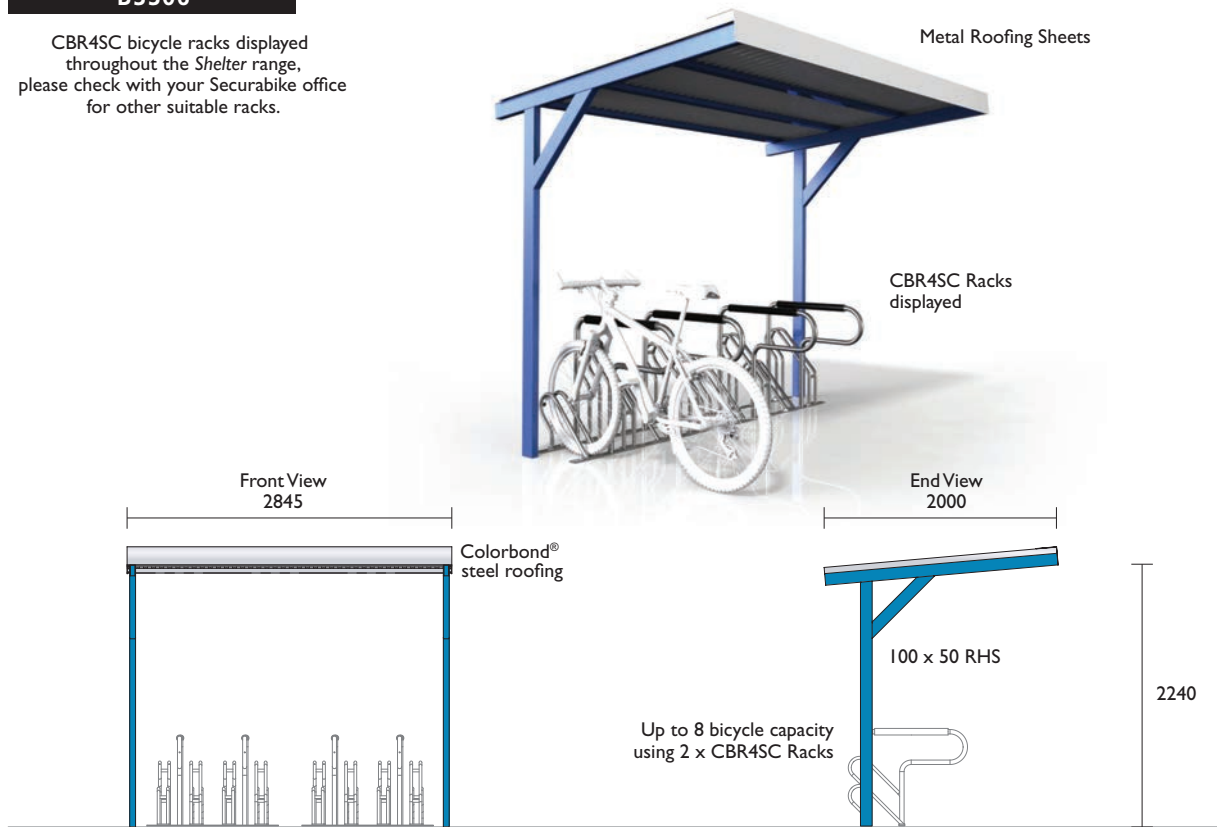
Frame 200 x 100mm U Section / 100 x 100mm SHS / Galvanised
Roof Panels Polycarbonate roof panels

Introduction	1
Bicycle Facts	4
Design Guide	6
Product Selection	7
Consulting	12
Installation	13
Security Classes	14
PRODUCT RANGE	
Rails	15
Racks	23
Repair Stations	46
End-of-Journey	50
Cages	64
Lockers	68
Shelters	74
Scooters Racks	78
Other Products	80
AS2890.3 Overview	82
Packaging	85
Index	86

Bicycle Shelters

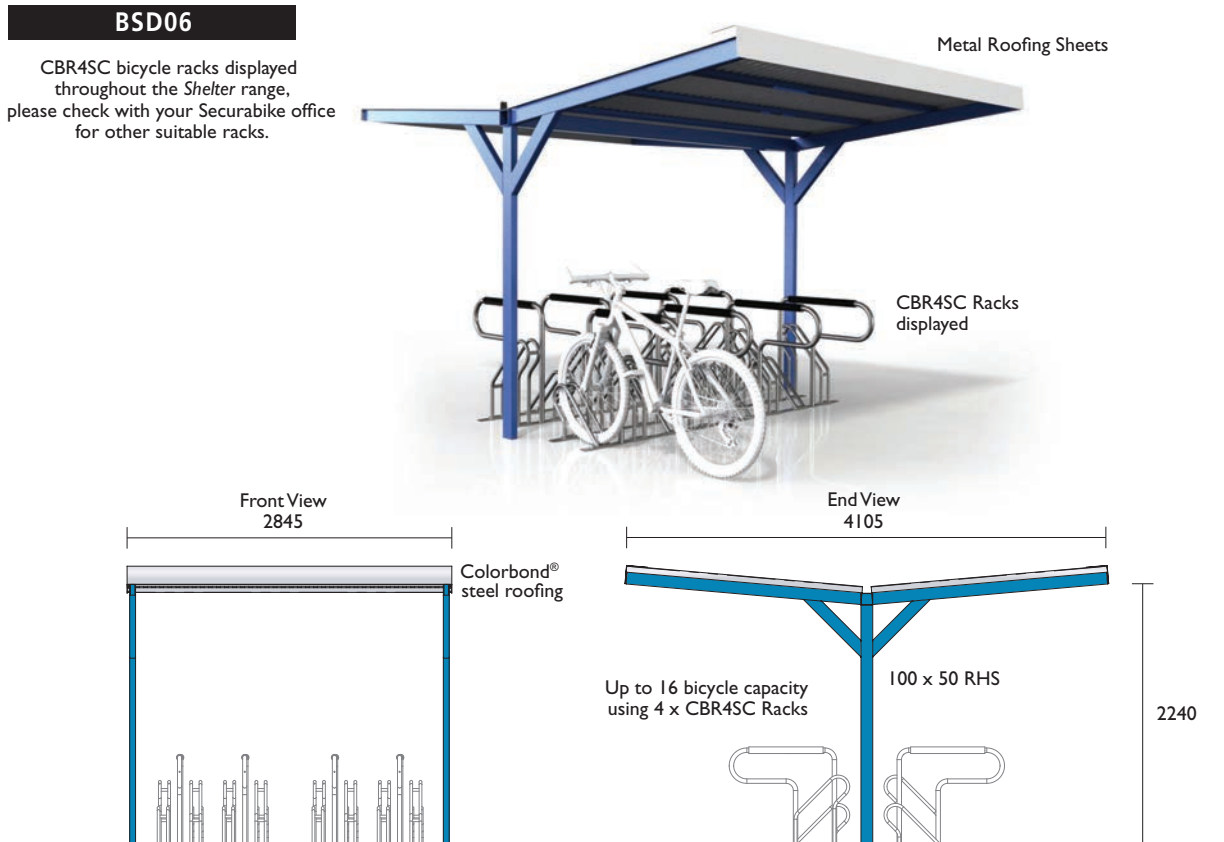
BSS06

CBR4SC bicycle racks displayed throughout the Shelter range, please check with your Securabike office for other suitable racks.



BSD06

CBR4SC bicycle racks displayed throughout the Shelter range, please check with your Securabike office for other suitable racks.



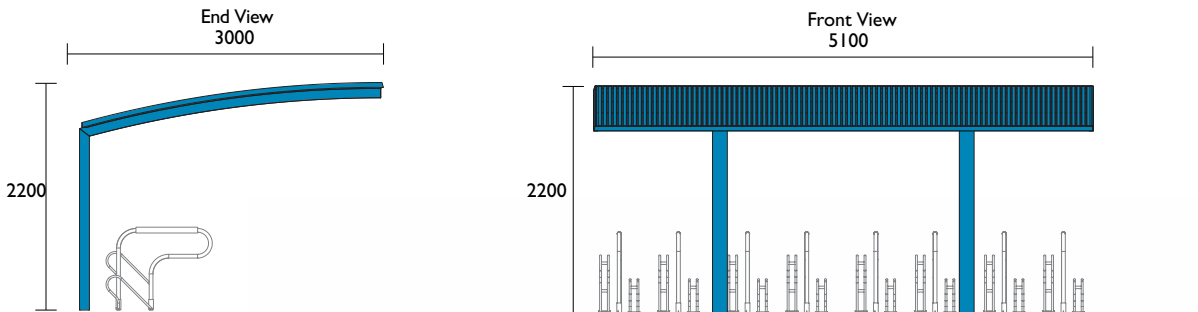
Material Specifications (General)

Frame 100 x 50 x 2.5mm RHS / Galvanised
 Roof Colorbond® roofing sheet

Bicycle Shelters

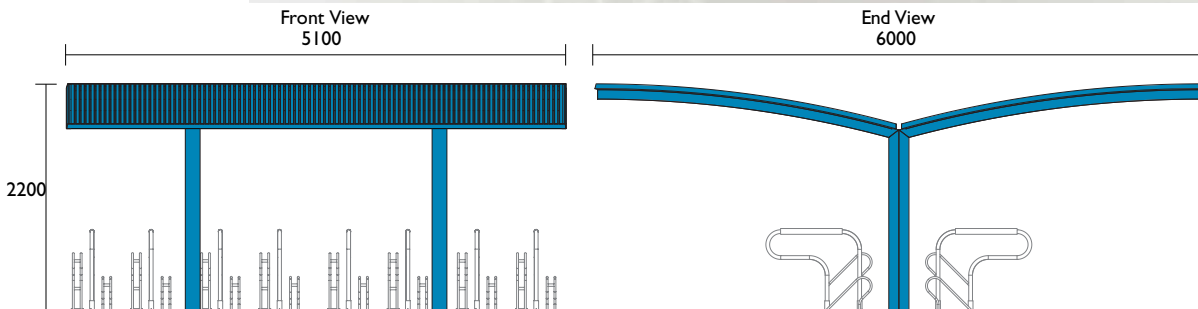
BSS10

	Length	Width
BSS101	5100	3000
BSS102	5100	2000
BSS103	2900	2000



BSS11

	Length	Width
BSS111	5100	6000
BSS112	5100	4000
BSS113	2900	4000



Material Specifications (General)

Frame Aluminium alloy
 Roof Frosted polycarbonate. UV resistant. High impact resistant. Up to 20cm snow. Temperature rating -30°C to +60°C

SCOOTER RACKS



Communities across the country are encouraging children to adopt healthier lifestyles which has seen an increase in children riding their scooters and skateboards to schools and sporting venues.

As with bicycles, there is a need to provide storage and security for these mini modes of transport while they are left unattended, often all day.

Securabike has designed and developed a range of products that are suitable for locations such as schools and shopping centres, as well as amusement and sporting venues.

Advantages

- Safely secures scooters
- Keeps areas free from clutter
- Encourages children to exercise



Applications


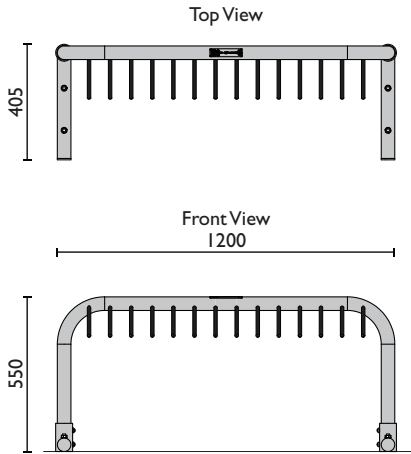
- Schools
- Swimming pools
- Libraries
- Shopping plazas
- Sport venues.



Racks for Scooters and Skateboards

SCR13

Provides parking for up to 13 scooters and skateboards



Introduction	1
Bicycle Facts	4
Design Guide	6
Product Selection	7
Consulting	12
Installation	13
Security Classes	14

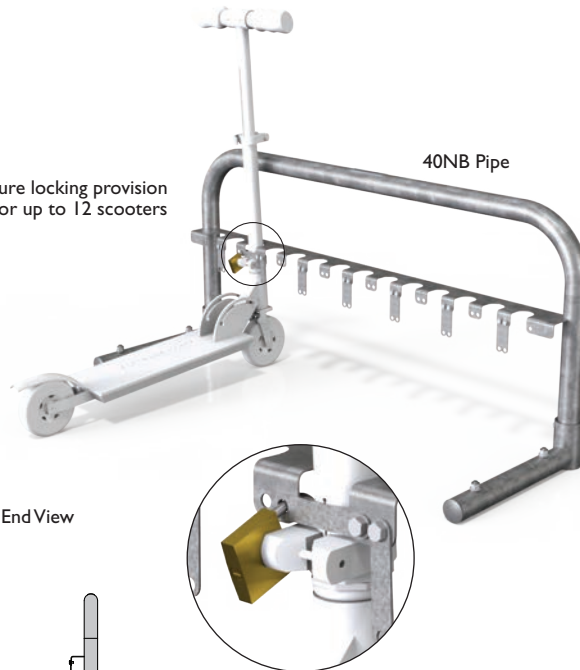
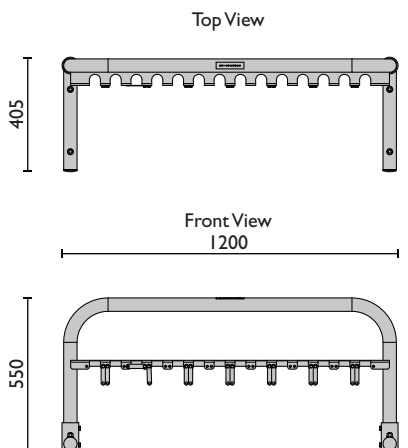
PRODUCT RANGE

Rails	15
Racks	23
Repair Stations	46
End-of-Journey	50

SCR12L

Lockable

Provides secure locking provision for up to 12 scooters



Note: Padlocks are not supplied

Cages	64
Lockers	68
Shelters	74
Scooters Racks	78
Other Products	80
AS2890.3 Overview	82
Packaging	85
Index	86

Material Specifications (General)

SCR13 40NB (50.0) x 1.5mm light duty pipe / Ø12 round bars / Galvanised
 SCR12L 40NB (50.0) x 1.5mm light duty pipe / Galvanised





OTHER PRODUCTS



Securabike designs and manufactures additional products and accessories and provides services specifically for the bicycle industry. This range of ‘extras’ further illustrates the commitment and support Securabike has developed to promote increased cycle usage throughout the nation.

Custom Manufacture

While this Handbook primarily relates to the standard product range, Securabike is first and foremost a metal engineering and manufacturing company and is well positioned to assist in the design, manufacture and installation of custom designed products.

Note.

These products do not fall under the scope of AS2890.3.

A Diverse Range of Products

- Bicycle rack hire service – for temporary events like fundraising cycle rides
- Removable anchors – for use in casual or temporary rack installations
- Polypropylene protective sleeves – available as an option on many rails and racks.

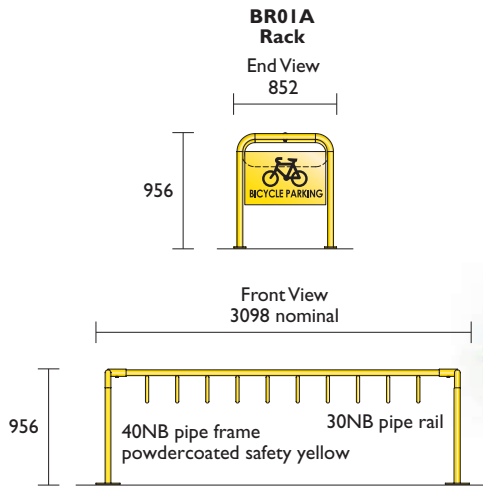
Other Securabike Products

Bicycle Rack Hire Demountable

Available in hot dipped galvanised
or
powder coated in yellow finish

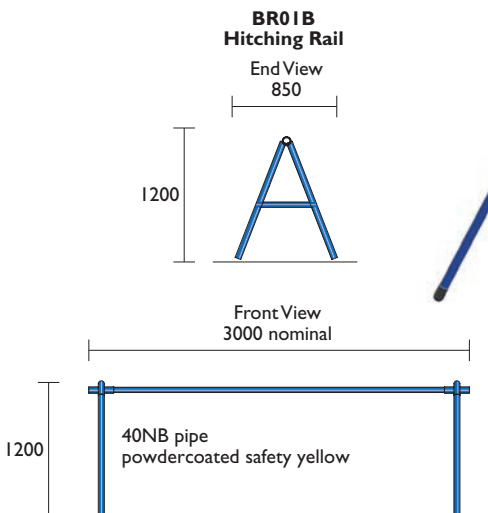
Total Parking Package

Securabike offers a range of demountable and portable bicycle hitching rails for hire. The racks are ideally suited to the hire market and large bicycle events. Securabike will deliver and erect the required number of racks prior and dismantle and remove the racks after the event.



Note:

This rack is available for purchase. Contact your nearest sales office. Please use code BR01P for purchase.



Note:

Bicycle Rack Hire is limited to capital cities where Securabike branch offices are located (refer back cover of this Handbook). Please check with your closest Securabike sales office regarding availability and hire costs.

Introduction	1
Bicycle Facts	4
Design Guide	6
Product Selection	7
Consulting	12
Installation	13
Security Classes	14
PRODUCT RANGE	
Rails	15
Racks	23
Repair Stations	46
End-of-Journey	50
Cages	64
Lockers	68
Shelters	74
Scooters Racks	78
Other Products	80
AS2890.3 Overview	82
Packaging	85
Index	86

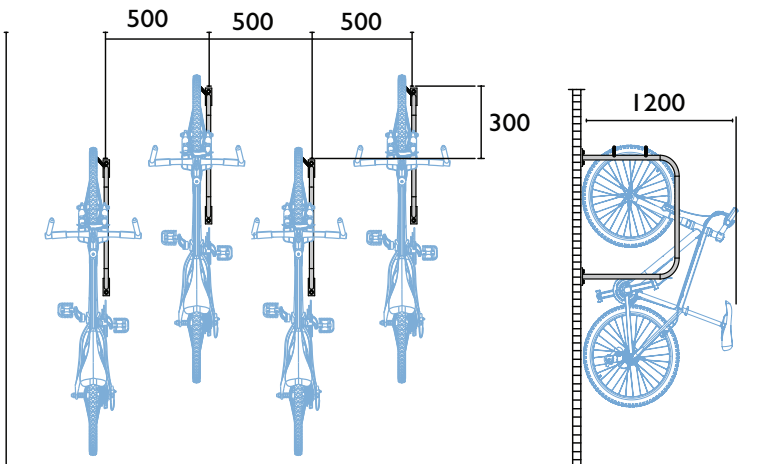
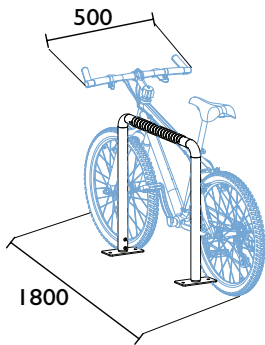
AS2890.3 Quick Overview

This quick checklist is designed to give you the main things to look for in meeting the standard. Be sure to have a copy of the standard or call our offices for more assistance including our free design service.

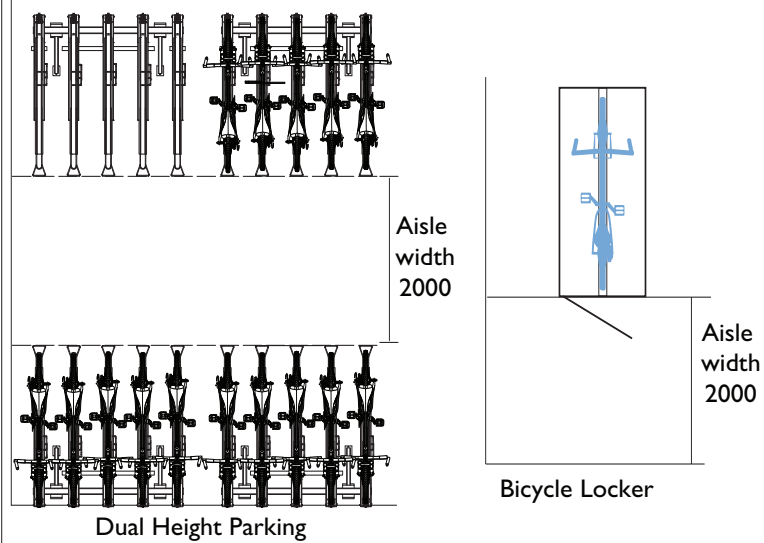
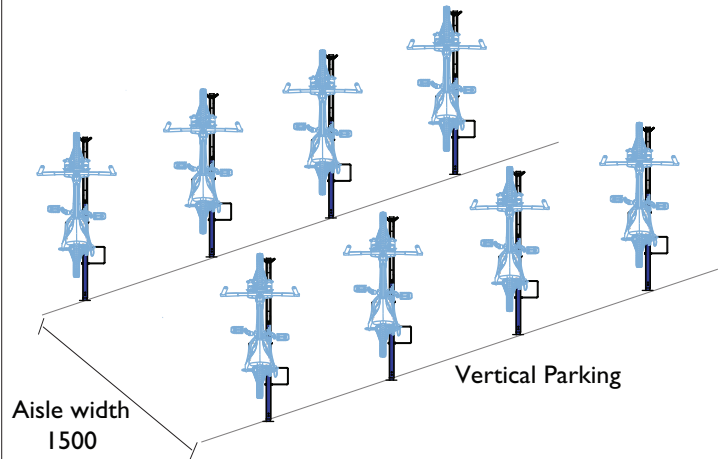
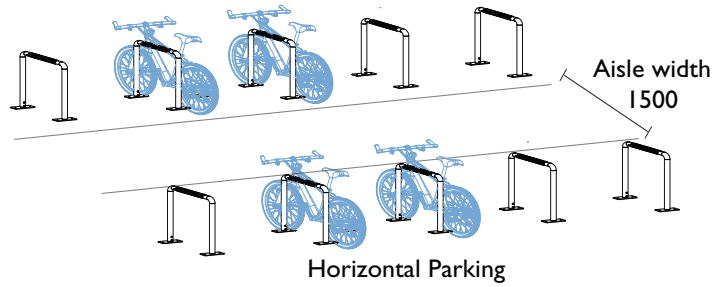
1. AS2890.3 is not a mandatory standard but its compliance is required if the project is aiming for Green Star rating using bicycle parking guidelines.



2. The footprint for each bike needs to be 1800mm long by 500mm wide for horizontal bike parking. For vertical racks allow 1200mm long by 500mm wide. Vertical racks if staggered in height also need to be 500mm apart and separated by 300mm in height.



3. Aisles should be 1500mm or 2000mm wide for dual height and lockers.

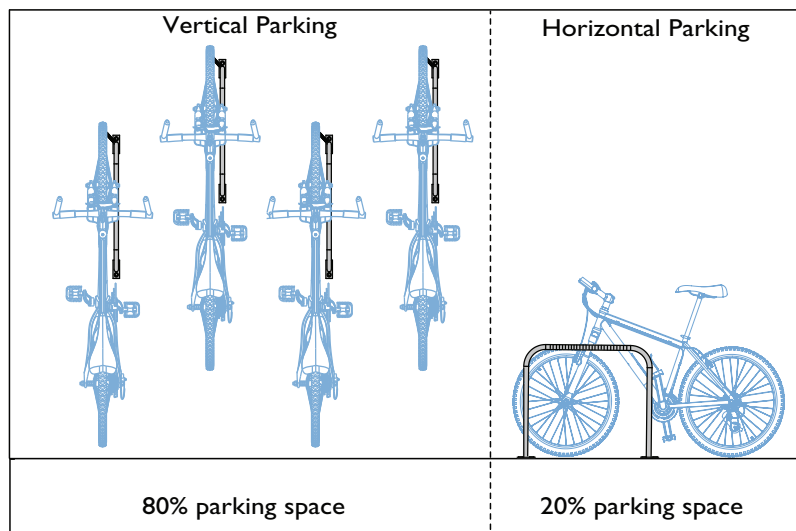


AS2890.3 Quick Overview


AS2890.3
Overview

1300 780 450

4. A minimum of 20% of the bike parking must be horizontal.



5. Bicycle rails or racks must allow cyclists to lock both wheels and the frame of the bicycle.



6. Dual height racks need assisted lift. A gas strut is a good example of how to achieve this.



Gas Strut
Lift

Note:

There is obviously a lot more in the standard but these are some of the major design principles in the standard that Securabike would recommend you are aware of initially. Our staff can of course assist you with product selection and design layouts.

AS2890.3 Compliant Products

AS2890.3 Product Code	Product Group	Description	Capacity	PAGE
BR11B	Rails	Hitching rail - mild steel	2	17
BR11F	Rails	Hitching rail - mild steel	2	17
BR12B	Rails	Hitching rail - mild steel	2	17
BR12F	Rails	Hitching rail - mild steel	2	17
BR120B	Rails	Hitching rail - mild steel	2	17
BR120F	Rails	Hitching rail - mild steel	2	17
BR85B	Rails	Hitching rail - mild steel	2	18
BR85F	Rails	Hitching rail - mild steel	2	18
BR475B	Rails	Hitching rail - mild steel	2	18
BR475F	Rails	Hitching rail - mild steel	2	18
BR00B	Rails	Hitching rail - mild steel	2	19
RBR98	Rails	Hitching rail - mild steel	2	19
BR1600B	Rails	Hitching rail - mild steel	2	20
BR04B	Rails	Hitching rail - mild steel	2	20
PPR50	Rails	Hitching rail - mild steel	2	20
BRX03D	Rails	Freestanding double sided quad	8	21
BRX03L	Rails	Freestanding quad hitching rail	4	21
BRX03W	Rails	Wall mounted single hitching rail	2	21
CBR1SCTM	Racks	Compact fully welded galvanised	1	26
CBR2SCTM	Racks	Compact fully welded galvanised	2	26
CBR6SC	Racks	Compact 6 fully welded	6	26
CBR2GS	Racks	Dual height pull down rack	2	30
BR66F	Racks	Wall mount hanging rack	1	41
MBL16S	Cages	Modular individual bike cage	1	66
MBL16C	Cages	Modular individual bike cage	1	67
TBL18S	Lockers	Stackable, economy	1	70
BVLHI	Lockers	Vertical Locker	1	71
BSL18S	Lockers	Single bike locker, horizontal	1	72
BSL18D	Lockers	Double bike locker, horizontal	2	73

Most products are available in mild steel or stainless steel.
Please check with your LEDA sales office.

At the time of this publication the only relevant standard that relates to bicycle parking is AS2890.3

The original standard was written in 1993 and reviewed in 2015 at which time the guidelines and recommendations were expanded. AS2980.3 is not a mandatory standard and care should be taken to check with your local government for requirements relating to bicycle parking and end of journey facilities for cyclists.

Other Resources & References

Austrroads 2008c Guide to Traffic Management - Part II. Appendix F Bicycle Parking Requirements . Cycling Aspects of Austrroads

Victoria Department of Planning and Community Development
www.dse.vic.gov.au/planningschemes/

ACT Government (2006) Bicycle storage requirements in new developments
apps.actpla.act.gov.au/plan/planning_register/register_docs/bike_guidel.ipndefs

Green Building Council of Australia - Green Star Rating System
www.gbca.org.au

Queensland Development code MP40 I - Sustainable Buildings
www.hpw.qld.gov.au/SiteCol/eetionDocuments!QDCM.P I4 Sustainab/eBuildingsCurrent.pdf

Materials & Finishes

Please note that generally our mild steel products are supplied in **hot dipped galvanised** finish. Electrostatically applied powder coating is available as an option at an additional cost. Please check with our sales department as to the availability and pricing.



Packaging

Our SecuraBike products are normally packaged in specifically designed flat pack recyclable boxes to facilitate shipping and to ensure they arrive in good condition. For each product assembly and installation instructions are also printed on the packaging exterior to assist.

CBR45C bike rack



BR475B bike rails (set of 4)



SCR12L scooter rack



BR11B bike rail (set of 4)



BPS01 pump station



Pallet and Crate Packing

Quantity orders are commonly palletised or can be packed into steel crates for ease of shipping, please advise if any special packaging is required.



Product Code Index

Product Code	Product Group	Description	AS2890.3 Compliant	Capacity	PAGE
7303	End of Jrny	Door closer	N/A	-	61
240-33	End of Jrny	Door handle	N/A	-	61
BBRS01	Repair Station	Bike repair station for cyclists	N/A	1	47
BBRS02	Repair Station	Bike repair station for cyclists	N/A	1	47
BBRS03	Repair Station	Bike repair station for cyclists	N/A	1	48
BPS01	Repair Station	Pumping station	N/A	1	48
BR00B	Rails	Hitching rail - mild steel	✓	2	19
BR01A	Other	Hire rack	N/A	20	81
BR01B	Other	Hire rack, flat pack	N/A	6	81
BR04B	Rails	Hitching rail - mild steel	✓	2	20
BR11B	Rails	Hitching rail - mild steel	✓	2	17
BR11F	Rails	Hitching rail - mild steel	✓	2	17
BR120B	Rails	Hitching rail - mild steel	✓	2	17
BR120F	Rails	Hitching rail - mild steel	✓	2	17
BR12B	Rails	Hitching rail - mild steel	✓	2	17
BR12F	Rails	Hitching rail - mild steel	✓	2	17
BR158B	Racks	Sentry - mild steel,		5	29
BR158F	Racks	Sentry - mild steel		5	29
BR1600B	Rails	Hitching rail - mild steel	✓	2	20
BR2101	Racks	Slimline 2 bike vertical		2	40
BR475B	Rails	Hitching rail - mild steel	✓	2	18
BR475F	Rails	Hitching rail - mild steel	✓	2	18
BR542F	Racks	Wall mount hanging rail,		2	42
BR662F	Racks	Post mounted hanging rack	✓	2	41
BR66F	Racks	Wall mount hanging rack	✓	1	41
BR85B	Rails	Hitching rail - mild steel	✓	2	18
BR85F	Rails	Hitching rail - mild steel	✓	2	18
BRHP	Repair Station	Hose pump assembly	N/A	-	49
BRP01	Racks	Single sided planter box rack		6	34
BRP02	Racks	Double sided planter box rack		12	34
BRP03	Racks	Three sided planter box rack		6	35
BRP04	Racks	Three sided planter box rack		12	35
BRP05	Racks	Fully enclosed planter box rack		20	35
BRPA02	Repair Station	Foot pump assembly	N/A	-	49
BRPG03	Repair Station	Pressure gauge assembly	N/A	-	49
BRST01	Repair Station	Tool kit	N/A	-	49
BRV12	Racks	Space saver double sided		12	45
BRV6	Racks	Space saver single sided		6	44
BRV6WM	Racks	Space saver wall mounted		6	43
BRX03D	Rails	Freestanding double sided quad hitching rail	✓	8	21
BRX03L	Rails	Freestanding quad hitching rail	✓	4	21
BRX03W	Rails	Wall mounted single hitching rail	✓	2	21
BSD04	Shelters	Shelter - double sided access	N/A	16	75
BSD06	Shelters	Shelter - double sided access	N/A	16	76
BSL18D	Lockers	Double bike locker, horizontal	✓	2	73
BSL18S	Lockers	Single bike locker, horizontal	✓	1	72
BSS04	Shelters	Shelter - single sided access	N/A	8	75
BSS06	Shelters	Shelter - single sided access	N/A	8	76
BSS101	Shelters	Shelter - single sided access	N/A		77
BSS102	Shelters	Shelter - single sided access	N/A		77
BSS103	Shelters	Shelter - single sided access	N/A		77
BSS111	Shelters	Shelter - double sided access	N/A		77
BSS112	Shelters	Shelter - double sided access	N/A		77
BSS113	Shelters	Shelter - double sided access	N/A		77
BVLHI	Lockers	Vertical Locker	✓	1	71
CBR10GS	Racks	Dual height pull down rack		10	32
CBR128	Racks	Concord 6 - mild steel		6	28
CBR148	Racks	Concord 8 - mild steel		8	28
CBR178	Racks	Concord 10 - mild steel		10	28
CBR1SCTM	Racks	Compact 1 fully-welded - galvanised	✓	1	26
CBR2B	Racks	Delta 2 mild steel		2	27
CBR2GS	Racks	Dual height pull down rack	✓	2	30
CBR2SCTM	Racks	Compact 2 fully-welded - galvanised	✓	2	26
CBR4B	Racks	Delta 4 mild steel		4	27
CBR4SC	Racks	Compact 4 flat pack, powder coated		4	25
CBR4SCTM	Racks	Compact 4 fully-welded, galvanised		4	26
CBR6B	Racks	Delta 6 mild steel		6	27
CBR6SC	Racks	Compact 6 fully welded		6	26
CBR88	Racks	Concord 4 - mild steel		4	28
CBR8M	Racks	Double height, manual operation		8	39
CLAU# MS.SPLC	End of Jrny	Mortice Lock with ID Card	N/A	-	61

Product Code Index

Index

1300 780 450

Product Code	Product Group	Description	AS2890.3 Compliant	Capacity	PAGE
CSBR01B	Racks	Bike corral Cadillac		12	36
CSBR01F	Racks	Bike corral Cadillac		12	36
CSBR02B	Racks	Bike corral Lincoln		8	37
CSBR02F	Racks	Bike corral Lincoln		8	37
DSS84	End of Jrny	Door Stopper	N/A	-	61
E5070-626-	End of Jrny	Push Button Lock	N/A	-	61
ED22NLCDSIL	End of Jrny	Free to Exit Latch	N/A	-	61
ESBR03B	Racks	Bike corral economy		12	38
ESBR03F	Racks	Bike corral economy		12	38
FBC24	End of Jrny	Cage fence	N/A		59
FPSS01	End of Jrny	Pedestrian gate - Premier	N/A	-	62
GATETIMER	End of Jrny	Programmable access control timer	N/A	-	61
GSM1	End of Jrny	GSM gate kit control	N/A	-	61
GSM3	End of Jrny	GSM gate kit control + wireless	N/A	-	61
HRB2	Rails	Multiple hitching rail, suit 2 rails	✓	4	22
HRB3	Rails	Multiple hitching rail, suit 3 rails	✓	6	22
HRB4	Rails	Multiple hitching rail, suit 4 rails	✓	8	22
HRB5	Rails	Multiple hitching rail, suit 5 rails	✓	10	22
KES200Z	End of Jrny	Electric Strike	N/A	-	61
KH311RHSS	End of Jrny	Self closing hinge	N/A	-	61
KML-2	End of Jrny	Electromagnetic Lock	N/A	-	61
KS	End of Jrny	Key switch controller	N/A	-	61
MBL16C	Cages	Modular individual bike cage,	✓	1	67
MBL16S	Cages	Modular individual bike cage	✓	1	66
MHBC01	End of Jrny	Horizontal storage	✓	16	56
MHBC02	End of Jrny	Horizontal storage	✓	28	56
MHBC03	End of Jrny	Horizontal storage	✓	36	56
MHBC04	End of Jrny	Horizontal storage	✓	48	56
MHBC05	End of Jrny	Horizontal storage	✓	56	56
MHBC06	End of Jrny	Horizontal storage	✓	68	56
MHBC21	End of Jrny	Double height, horizontal storage	✓	28	57
MHBC22	End of Jrny	Horizontal storage	✓	40	57
MHBC23	End of Jrny	Horizontal storage	✓	58	57
MHBC24	End of Jrny	Horizontal storage	✓	68	57
MHBC25	End of Jrny	Horizontal storage	✓	84	57
MHBC26	End of Jrny	Horizontal storage	✓	96	57
MHBC68	End of Jrny	Palm cove modular cage	✓	20	58
MHBC69	End of Jrny	Palm cove modular cage	✓	32	58
MHBC70	End of Jrny	Palm cove modular cage	✓	44	58
MHBC71	End of Jrny	Palm cove modular cage	✓	56	58
MHBC72	End of Jrny	Palm cove modular cage	✓	68	58
MVBC01	End of Jrny	Vertical storage	✓	13	55
MVBC02	End of Jrny	Vertical storage	✓	21	55
MVBC03	End of Jrny	Vertical storage	✓	29	55
MVBC04	End of Jrny	Vertical storage	✓	37	55
MVBC05	End of Jrny	Vertical storage	✓	45	55
MVBC06	End of Jrny	Vertical storage	✓	53	55
N101-25	End of Jrny	Mortice lock	N/A	-	61
PB	End of Jrny	Push button access controller	N/A	-	61
PIN	End of Jrny	Pin code key pad	N/A	-	61
PPR50	Rails	Post mounted rail	✓	1	20
PROX	End of Jrny	Proximity card reader	N/A	-	61
PRSS	End of Jrny	Pedestrian gate - Redern	N/A	-	62
PSWS	End of Jrny	Pedestrian Gates - Security	N/A	-	63
PSWSC	End of Jrny	Pedestrian Gates - Security, overhead rail	N/A	-	63
RBR98	Rails	Ribbon rail - mild steel	✓	2	19
RPGS	End of Jrny	Pedestrian Gates - Industrial	N/A	-	63
SBR00B	Rails	Hitching rail - stainless steel	✓	2	19
SBR04B	Rails	Hitching rail - stainless steel	✓	2	20
SBR11B	Rails	Hitching rail - stainless steel	✓	2	17
SBR11F	Rails	Hitching rail - stainless steel	✓	2	17
SBR120B	Rails	Hitching rail - stainless steel	✓	2	17
SBR120F	Rails	Hitching rail - stainless steel	✓	2	17
SBR12B	Rails	Hitching rail - stainless steel	✓	2	17
SBR12F	Rails	Hitching rail - stainless steel	✓	2	17
SBR158B	Racks	Sentry - stainless steel		5	29
SBR158F	Racks	Sentry - stainless steel		5	29
SBR1600B	Rails	Hitching rail - stainless steel	✓	2	20
SBR475B	Rails	Hitching rail - stainless steel	✓	2	18
SBR475F	Rails	Hitching rail - stainless steel	✓	2	18

Product Code Index

Product Code	Product Group	Description	AS2890.3 Compliant	Capacity	PAGE
SBR85B	Rails	Hitching rail - stainless steel	✓	2	18
SBR85F	Rails	Hitching rail - stainless steel	✓	2	18
SCBR128	Racks	Concord 6 - stainless steel		6	28
SCBR148	Racks	Concord 8 - stainless steel		8	28
SCBR178	Racks	Concord 10 - stainless steel		10	28
SCBR1SCTM	Racks	Compact 1 fully-welded -	✓	1	26
SCBR2B	Racks	Delta 2 - stainless steel		2	27
SCBR2SCTM	Racks	Compact 2 fully-welded -	✓	2	26
SCBR4B	Racks	Delta 4 - stainless steel		4	27
SCBR4SCTM	Racks	Compact 4 fully welded -		4	26
SCBR6B	Racks	Delta 6 - stainless steel		6	27
SCBR6SC	Racks	Compact 6 fully welded -		6	26
SCBR88	Racks	Concord 4 - stainless steel		4	28
SCR12L	Scooter	Scooter rack, lockable	N/A	12	79
SCR13	Scooter	Scooter rack	N/A	13	79
SHRB2	Rails	Multiple hitching rail, suit 2 rails	✓	4	22
SHRB3	Rails	Multiple hitching rail, suit 3 rails	✓	6	22
SHRB4	Rails	Multiple hitching rail, suit 4 rails	✓	8	22
SHRB5	Rails	Multiple hitching rail, suit 5 rails	✓	10	22
SS087	End of Jrny	Strike Sheild	N/A	-	61
TBL18S	Lockers	Stackable, economy	✓	1	70
UBC01	End of Jrny	Change / shower/ parking module	✓	10	52
UBC02	End of Jrny	Change / shower/ parking module +1	✓	20-26	53
UBC03	End of Jrny	Change/ Shower/ parking module +2	✓	38-40	54
WR66F	Racks	Double, wall mount hanging rail		2	29

For more information

Visit www.securabike.com.au

www.ledasecurity.com.au

Contact your nearest Sales office



Delivering the products you want

The Securabike range of products is as comprehensive as it is diverse. We are constantly looking to improve, update and add new products.

We welcome any suggestions on how we can improve our products and services. Please ring our closest office or email sales@ledasecurity.com.au.

Securabike is a division of Leda Security Products Pty Ltd – a proudly Australian and family owned manufacturing company.

Need product advice, information or further technical resources ?

Call Leda now on
1300 780 450
 (business hours)

Other Leda Publications



Architectural & Security Bollards Handbook



Industrial Gates, Turnstiles & Fencing Handbook



High Security & HVM Matrix Brochure - PAS68 & IWA 14

Copyright © Leda Security Products Pty Ltd 2019.

Product specifications displayed in this Handbook are accurate at time of printing.

Improvements and additions are continually being made to the product range.

Check with your nearest Leda Sales office that the designs and specifications displayed are still current.

Comprehensive brochures and technical literature on the complete range of Leda's architectural and security products are available on request or visit the website: www.ledasecurity.com.au.



SecuraBike

LEDA

PERIMETER SECURITY PRODUCTS

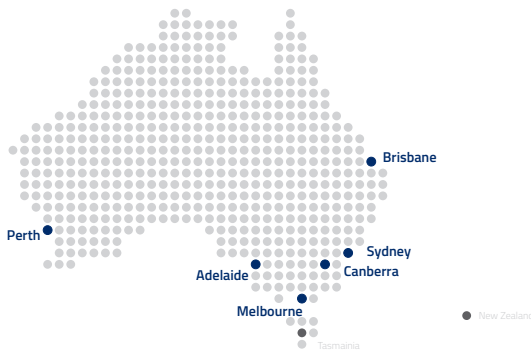


Leda Security Products Pty Ltd
ABN 23 067 258 235



1 300 780 450

ledasecurity.com.au



Head Office & Manufacturing

NSW - Tuggerah
18 Reliance Drive,
Tuggerah NSW 2259
PO Box 5196
Chittaway Bay 2261
Tel: (02) 8413 3430

SALES

Follow us:



Email: sales@ledasecurity.com.au

New South Wales

8/185 Briens Road,
Northmead, NSW 2152
Tel: (02) 8413 3410

Queensland

2/387 Lytton Road
Morningside, QLD 4170
Tel: (07) 3613 8270

Victoria

2/89 Enterprise Way
Sunshine West VIC 3020
Tel: (03) 8399 8150

South Australia

1/5 Tooronga Ave
Edwardstown, SA 5039
Tel: (08) 8374 3266

Western Australia

1/27 Century Road
Malaga WA 6090
Tel: (08) 6430 1670

Australasian distributors and resellers in Northern Territory, Tasmania and New Zealand.

Distributed by